



THE BIG

DIGITAL

Duets

BOOK

23 Equal-Part Duets!

85 PAGES

EARLY ELEMENTARY TO LATE ELEMENTARY

carolmatzpiano.com


THE BIG DIGITAL *Duets* BOOK BY CAROL MATZ

STUDIO-LICENSE TERMS


This PDF is licensed for use by ONE PIANO STUDIO ONLY. Teachers may print unlimited copies, but only for use with their own students. This PDF may not be resold or distributed, except as described above.

For inquiries, contact us at: info@carolmatzpiano.com

In addition to printing, this PDF may be loaded to a tablet for use with apps that allow you to write on the music. For more information, click the picture!



Click here for tips on sharing the materials with your students!



BDB25

© Copyright 2025 by Carol Matz

All Rights Reserved Studio-Licensed for Purchaser

CONTENTS **ALPHABETICAL**

Barber of Seville, The.....	6
Barcarolle.....	10
Beethoven Symphony No. 5.....	14
Camptown Races.....	18
Can-Can.....	20
Eine Kleine Nachtmusik.....	22
Flower Duet.....	26
Gymnopédie I (Satie).....	30
In the Hall of the Mountain King.....	34
La Cinquantaine.....	38
La Cucaracha.....	42
Maple Leaf Rag.....	44
Marrionette's Funeral March.....	48
Merry Widow Waltz.....	52
Scarborough Fair.....	56
Skaters' Waltz.....	58
Sleeping Beauty Waltz.....	62
Snake Charmer.....	66
Spring (from Four Seasons).....	68
Take Me Out to the Ball Game.....	72
When the Saints Go Marching In.....	76
Yankee Doodle Dandy.....	78
You're a Grand Old Flag.....	82

CONTENTS BY LEVEL

EARLY ELEMENTARY

Camptown Races.....	18
Can-Can.....	20
Eine Kleine Nachtmusik.....	22
La Cucaracha.....	42
Merry Widow Waltz.....	52
Snake Charmer.....	66
When the Saints Go Marching In.....	76
You're a Grand Old Flag.....	82

ELEMENTARY

Barcarolle.....	10
Beethoven Symphony No. 5.....	14
In the Hall of the Mountain King.....	34
Maple Leaf Rag.....	44
Marrionette's Funeral March.....	48
Scarborough Fair.....	56
Spring (from Four Seasons).....	68
Take Me Out to the Ball Game.....	72
Yankee Doodle Dandy.....	78

LATE ELEMENTARY

Barber of Seville, The.....	6
Flower Duet.....	26
Gymnopédie I (Satie).....	30
La Cinquantaine.....	38
Skaters' Waltz.....	58
Sleeping Beauty Waltz.....	62

Eine Kleine Nachtmusik

SECONDO

Wolfgang Amadeus Mozart
Arranged by Carol Matz

Fast
Play both hands 1 octave LOWER

1 4 3 5

5 4 2

9 3 4

13 3 4

Eine Kleine Nachtmusik

PRIMO

Wolfgang Amadeus Mozart
Arranged by Carol Matz

Fast
Play both hands 1 octave HIGHER

Musical notation for measures 1-4. The piece is in 4/4 time. The bass clef part starts with a forte (*f*) dynamic. Fingerings are indicated: 1 and 4 in the bass clef, and 3 and 5 in the treble clef. Accents are present over the first notes of measures 1 and 2.

Musical notation for measures 5-8. The treble clef part continues with notes 4 and 2. The bass clef part has notes 2 and 4. Accents are present over the first notes of measures 5 and 6.

Musical notation for measures 9-12. The piece transitions to a mezzo-forte (*mf*) dynamic. Fingerings are indicated: 1, 3, 2, 4 in the treble clef, and 1, 2 in the bass clef. Slurs are used over measures 10 and 11.

Musical notation for measures 13-16. Fingerings are indicated: 2, 3, 2, 4 in the treble clef, and 1, 2 in the bass clef. Slurs are used over measures 14 and 15.

Barcarolle

SECONDO

Jacques Offenbach
Arranged by Carol Matz

Moderately fast
Play both hands 1 octave LOWER

Musical notation for measures 1-4. The piece is in 3/4 time. Both the treble and bass staves contain whole rests for each of the four measures.

Musical notation for measures 5-8. Measure 5 is marked with a box containing the number 5. The treble staff contains a melodic line with notes G#4, A4, B4, C#5, D5, E5, F#5, and G#5. Fingering numbers 3, 3, and 4 are placed above the first three notes. The bass staff contains a bass line with notes G2, F#2, and G2. A dynamic marking of *mp* is present in measure 5. Slurs are used over the first two notes of the bass line in measures 5 and 6, and over the last two notes in measures 7 and 8.

Musical notation for measures 9-12. Measure 9 is marked with a box containing the number 9. The treble staff continues the melodic line with notes G#4, A4, B4, C#5, D5, E5, and F#5. Fingering numbers 3, 4, and 3 are placed above the first three notes. The bass staff continues the bass line with notes G2, F#2, and G2. A dynamic marking of *mp* is present in measure 9. Slurs are used over the first two notes of the bass line in measures 9 and 10, and over the last two notes in measures 11 and 12.

Musical notation for measures 13-16. Measure 13 is marked with a box containing the number 13. The treble staff contains chords: G#4-A4, G#4-A4, G#4-A4, and G#4-A4. Fingering numbers 5 3 and 5 4 are placed above the first two chords. The bass staff contains a bass line with notes G2, F#2, G2, and F#2. A dynamic marking of *mp* is present in measure 13. Slurs are used over the first two notes of the bass line in measures 13 and 14, and over the last two notes in measures 15 and 16.

Barcarolle

PRIMO

Jacques Offenbach
Arranged by Carol Matz

Moderately fast
Play both hands 1 octave HIGHER

4/2 5/2

p.

1

5

4

1/4 2/4

9

4/2 5/2

1

13

3 4 2 4 3

mf

3 2 4 2 3

Beethoven Symphony No. 5

SECONDO

Ludwig van Beethoven
Arranged by Carol Matz

Quickly
Play both hands 1 octave LOWER

Musical notation for measures 1-5. The piece is in 4/4 time. Measure 1 starts with a forte (*f*) dynamic. Fingerings are indicated: 5, 3, 4, 2. The bass line has rests in measures 1, 3, and 5, and a whole note chord in measures 2 and 4.

Musical notation for measures 6-10. Measure 6 is marked with a piano (*p*) dynamic. Fingerings 5 and 1 are shown. The bass line has a whole note chord in measure 6 and a half note chord in measure 10.

Musical notation for measures 11-14. Measure 11 is marked with a piano (*p*) dynamic. Fingerings 5 and 4 are shown. The bass line has a whole note chord in measure 11 and a half note chord in measure 14.

Musical notation for measures 15-18. Measure 15 is marked with a mezzo-forte (*mf*) dynamic. Fingerings 5, 3, 2, 5, 3 are shown. The bass line has a whole note chord in measure 15 and a half note chord in measure 18.

Beethoven Symphony No. 5

PRIMO

Ludwig van Beethoven
Arranged by Carol Matz

Quickly
Play both hands 1 octave HIGHER

6

11

15

Gymnopédie I

SECONDO

Moderately
Play AS WRITTEN

Erik Satie
Arranged by Carol Matz

5 3

5 2

pp

2

5

5

ped. simile

9

13

5 1

5 3

5 1

5 2

cresc.

3

5

Gymnopédie I

PRIMO

Erik Satie
Arranged by Carol Matz

Moderately
Play both hands TWO octaves HIGHER

3 5 4

p

2 2

5

4

9

3

2 4

13

3

2 5

In the Hall of the Mountain King

SECONDO

Edvard Grieg
Arranged by Carol Matz

Quickly
Play both hands 1 octave LOWER

Musical notation for measures 1-4. Treble clef, 4/4 time. Bass clef, 4/4 time. *pp* dynamic. Fingerings: 3 in both hands.

Musical notation for measures 5-8. Treble clef, 4/4 time. Bass clef, 4/4 time. Fingerings: 5 in treble, 1 in bass.

Musical notation for measures 9-12. Treble clef, 4/4 time. Bass clef, 4/4 time. *mp* dynamic. Fingerings: 5, 4, 3 in bass; 1, 3, 1 in bass.

Musical notation for measures 13-16. Treble clef, 4/4 time. Bass clef, 4/4 time. Fingerings: 5, 4, 3 in bass; 1, 3, 1 in bass.

In the Hall of the Mountain King

PRIMO

Edvard Grieg
Arranged by Carol Matz

Quickly
Play both hands 1 octave HIGHER

Musical notation for measures 1-4. Treble clef, 4/4 time. Bass clef, 4/4 time. Measure 1: Treble has a whole rest; Bass has a dotted quarter note G2, eighth note A2, quarter rest, quarter rest. Measure 2: Treble has a dotted quarter note G3, eighth note A3, quarter rest, quarter rest; Bass has a whole rest. Measure 3: Treble has a dotted quarter note B3, eighth note C4, quarter rest, quarter rest; Bass has a whole rest. Measure 4: Treble has a dotted quarter note D4, eighth note E4, quarter rest, quarter rest; Bass has a whole rest. Fingerings: Treble (1, 2, 2), Bass (3, 2, 2). Dynamics: *p*.

Musical notation for measures 5-8. Treble clef, 4/4 time. Bass clef, 4/4 time. Measure 5: Treble has a dotted quarter note E4, eighth note F4, quarter rest, quarter rest; Bass has a dotted quarter note G2, eighth note A2, quarter rest, quarter rest. Measure 6: Treble has a dotted quarter note G4, eighth note A4, quarter rest, quarter rest; Bass has a dotted quarter note B2, eighth note C3, quarter rest, quarter rest. Measure 7: Treble has a dotted quarter note B4, eighth note C5, quarter rest, quarter rest; Bass has a dotted quarter note D3, eighth note E3, quarter rest, quarter rest. Measure 8: Treble has a dotted quarter note C5, eighth note B4, quarter rest, quarter rest; Bass has a dotted quarter note F3, eighth note G3, quarter rest, quarter rest. Fingerings: Treble (1, 3, 2, 5, 4, 2), Bass (3, 1). Includes the instruction *(move)*.

Musical notation for measures 9-12. Treble clef, 4/4 time. Bass clef, 4/4 time. Measure 9: Treble has a dotted quarter note D5, eighth note C5, quarter rest, quarter rest; Bass has a dotted quarter note G2, eighth note A2, quarter rest, quarter rest. Measure 10: Treble has a dotted quarter note E5, eighth note D5, quarter rest, quarter rest; Bass has a dotted quarter note B2, eighth note C3, quarter rest, quarter rest. Measure 11: Treble has a dotted quarter note F5, eighth note E5, quarter rest, quarter rest; Bass has a dotted quarter note D3, eighth note E3, quarter rest, quarter rest. Measure 12: Treble has a dotted quarter note G5, eighth note F5, quarter rest, quarter rest; Bass has a dotted quarter note F3, eighth note G3, quarter rest, quarter rest. Fingerings: Treble (4, 2), Bass (2, 1, 2).

Musical notation for measures 13-16. Treble clef, 4/4 time. Bass clef, 4/4 time. Measure 13: Treble has a dotted quarter note A5, eighth note G5, quarter rest, quarter rest; Bass has a dotted quarter note G2, eighth note A2, quarter rest, quarter rest. Measure 14: Treble has a dotted quarter note B5, eighth note A5, quarter rest, quarter rest; Bass has a dotted quarter note B2, eighth note C3, quarter rest, quarter rest. Measure 15: Treble has a dotted quarter note C6, eighth note B5, quarter rest, quarter rest; Bass has a dotted quarter note D3, eighth note E3, quarter rest, quarter rest. Measure 16: Treble has a dotted quarter note D6, eighth rest, quarter rest, quarter rest; Bass has a dotted quarter note F3, eighth note G3, quarter rest, quarter rest. Fingerings: Bass (1, 2). Includes the instruction *(prepare to move UP)*.

Marionette's Funeral March

SECONDO

Moderately
 Play both hands 1 octave LOWER

Charles Gounod
 Arranged by Carol Matz

Marionette's Funeral March

PRIMO

Charles Gounod
Arranged by Carol Matz

Moderately
Play both hands 1 octave HIGHER

Musical notation for measures 1-4. The piece is in 3/4 time. The bass clef part starts with a dotted quarter note on G2, followed by eighth notes on A2, B2, and C3. A slur covers the next three notes: D3, E3, and F3. The treble clef part has whole rests. The dynamic marking *mp* is present.

5

Musical notation for measures 5-8. The bass clef part continues with a dotted quarter note on G2, followed by eighth notes on A2, B2, and C3. A slur covers the next three notes: D3, E3, and F3. The treble clef part has whole rests.

9

Musical notation for measures 9-12. The treble clef part has quarter notes on G3, A3, B3, and C4. A slur covers the last two notes. The bass clef part has whole rests. The dynamic marking *mf* is present. A *(move)* instruction is written below the bass clef.

13

Musical notation for measures 13-16. The treble clef part has quarter notes on G3, A3, B3, and C4. A slur covers the last two notes. The bass clef part has quarter notes on G2, A2, and B2. The dynamic marking *f* is present.

Sleeping Beauty Waltz

SECONDO

Peter Ilyich Tchaikovsky
Arranged by Carol Matz

Moderately
Play both hands AS WRITTEN

The musical score is written for piano in 3/4 time with a key signature of one sharp (F#). It consists of four systems of two staves each (treble and bass clef). The first system (measures 1-4) starts with a mezzo-piano (*mp*) dynamic. Fingerings are indicated by numbers 1-5 above or below notes. The second system (measures 5-8) includes a measure number '5' in a box above the first measure. The third system (measures 9-12) includes a measure number '9' in a box above the first measure. The fourth system (measures 13-16) includes a measure number '13' in a box above the first measure. The final measure (16) features a fermata over a chord in the right hand and a melodic line in the left hand, with the word 'over' written below the bass staff.

Sleeping Beauty Waltz

PRIMO

Peter Ilyich Tchaikovsky
Arranged by Carol Matz

Moderately
Play both hands 1 octave HIGHER

3 1

mf

5

2 4 3

9

4 3 2 1 3

1 2 3 5 3

13

5 4 4

1 2 2

Spring (from Four Seasons)

SECONDO

Antonio Vivaldi
Arranged by Carol Matz

Quickly
Play both hands 1 octave LOWER

The musical score is written for piano in 4/4 time. It consists of four systems of two staves each (treble and bass clef).
- **System 1 (Measures 1-3):** Treble clef starts with a whole note chord (G4, B4, D5) marked *mf*. Bass clef has a whole note chord (G2, B1, D2). Measure 2 has a slur over the treble staff. Measure 3 has a slur over the treble staff. Fingering: Treble 3, Bass 1 5.
- **System 2 (Measures 4-5):** Treble clef has eighth notes (A4, B4, C5) with a slur, then a whole note chord (G4, B4, D5) marked *(move) 4*. Bass clef has a whole note chord (G2, B2, D3) marked *(move) 2*. Measure 5 has a first ending bracket over measures 4-5 and a second ending bracket over measure 5. Fingering: Treble 4, Bass 3 2 1.
- **System 3 (Measures 6-7):** Treble clef has eighth notes (A4, B4, C5) with a slur, then a whole note chord (G4, B4, D5) marked *p*. Bass clef has a whole note chord (G2, B2, D3). Measure 7 has a whole note chord (G4, B4, D5) marked *mf*. Fingering: Treble 4 5 4 2 4, Bass 5.
- **System 4 (Measures 8-12):** Treble clef has a whole note chord (G4, B4, D5) marked *mp*, then a whole note chord (G4, B4, D5), then eighth notes (A4, B4, C5, D5, E5, F5, G5) with a slur, then eighth notes (G5, F5, E5, D5, C5, B4, A4) with a slur. Bass clef has a whole note chord (G2, B2, D3), then a whole note chord (G2, B2, D3), then a whole note chord (G2, B2, D3), then a whole note chord (G2, B2, D3). Fingering: Treble 5, Bass 1 5 1 5.

Spring (from Four Seasons)

PRIMO

Antonio Vivaldi
Arranged by Carol Matz

Quickly
Play both hands 1 octave HIGHER

The first system of music is in 4/4 time. It begins with a treble clef and a forte (*f*) dynamic. The melody starts with a quarter note G4 (finger 1), followed by a triplet of eighth notes (finger 1), and then a quarter note G4 (finger 5). The bass line consists of whole notes: G3, F3, and E3. A repeat sign follows the first measure.

The second system starts at measure 4. The treble clef melody features a triplet of eighth notes (finger 5), followed by a quarter note G4 (finger 3), and then a quarter note G4 (finger 1). The bass line has whole notes: G3, F3, and E3. A first ending bracket covers measures 5-6, and a second ending bracket covers measures 7-8. The second ending includes a 'move' instruction.

The third system starts at measure 8. The treble clef melody has a quarter note G4 (finger 3), followed by a quarter note G4 (finger 4), a quarter note G4 (finger 3), and a quarter note G4 (finger 1). The bass line has whole notes: G3, F3, and E3. Dynamics include mezzo-piano (*mp*) and forte (*f*).

The fourth system starts at measure 12. The treble clef melody has a quarter note G4 (finger 4), followed by a quarter note G4 (finger 2), a quarter note G4 (finger 4), and a quarter note G4 (finger 1). The bass line has whole notes: G3, F3, and E3. Dynamics include *dim.* and piano (*p*). A triplet of eighth notes (finger 5) is shown in the bass line.

Take Me Out to the Ball Game

SECONDO

Jack Norworth / Albert Von Tilzer

Arranged by Carol Matz

Moderately

Play both hands 1 octave LOWER

Measures 1-4. Treble clef, 3/4 time. Bass clef, 4/4 time. Dynamics: *mp*. Fingerings: 5, 1, 4.

Measures 5-8. Treble clef, 3/4 time. Bass clef, 4/4 time. Dynamics: *mp*. Fingerings: 5, 4, 1, 2 *over*.

Measures 9-12. Treble clef, 3/4 time. Bass clef, 4/4 time. Dynamics: *mp*. Fingerings: 1, 4, 5, 1.

Measures 13-16. Treble clef, 3/4 time. Bass clef, 4/4 time. Dynamics: *mf*. Includes lyrics "Let me". Fingerings: 5, 3, 2, (move), 1, 3, 4.

Take Me Out to the Ball Game

PRIMO

Jack Norworth / Albert Von Tilzer

Arranged by Carol Matz

Moderately

Play both hands 1 octave **HIGHER**

Take *mf* me out to the ball game,

4 2

4 2 3

5 take me out to the crowd.

4 2

4 2

9 Buy me some pe - nuts and Crack - er Jack,

2 1

2 3




13 I don't care if I nev - er get back.

2 3 4 5 3


2 3

Click below to discover more from Carol Matz!

carol matz's
inter@ctive
piano method®



Courses for Teachers!



Check out my new NOVEL!