



THE BIG
DIGITAL
Activity Sheets
BOOK 2

80 Activity Sheets!

EARLY ELEMENTARY TO
LATE ELEMENTARY

carolmatzpiano.com


THE BIG DIGITAL *Activity Sheets* BOOK 2 BY CAROL MATZ

STUDIO-LICENSE TERMS


This PDF is licensed for use by ONE PIANO STUDIO ONLY. Teachers may print unlimited copies, but only for use with their own students. This PDF may not be resold or distributed, except as described above.

For inquiries, contact us at: info@carolmatzpiano.com

In addition to printing, this PDF may be loaded to a tablet (such as an iPad®) for use with apps that allow you to write on the music with a stylus or finger. For more information on this, refer to "**Using PDFs on Tablets**" in the FAQ section at carolmatzpiano.com



[Click here](#) for tips on sharing the materials with your students!



BDB17

© Copyright 2025 by Carol Matz

All Rights Reserved Studio-Licensed for Purchaser

CONTENTS

EARLY ELEMENTARY

Notes (Whole/Half/Quarter).....	5
Notes: Bass F, Mid C, Treb G.....	7
Rests (Whole/Half/Quarter).....	9
Notes: RH Mid C, D, E, F, G.....	11
Dotted Half Note.....	13
Note & Rest Values Review.....	15
Time Signatures (4/4 and 3/4).....	17
Notes: LH Bass F, G, A, B, Mid. C.....	19
Dynamics (p, mp, mf, f).....	21
Note Review Middle C Position.....	23
Parts of the Staff.....	25
Note & Rest Review.....	27
Note & Terms Review.....	29
Terms and Symbols.....	31
Skip, Step, or Repeat.....	33
Notes: LH Bass C, D, E, F, G.....	35
Staccato vs. Legato.....	37
Notes: LH Bass C to Middle C.....	39
Octaves.....	41
Ties vs. Slurs.....	43

ELEMENTARY


Notes: Bass C to Treble G.....	45
Whole Steps vs. Half Steps.....	47
Sharps.....	49
Sharp & Half Step Review.....	51
Flats and Naturals.....	53
Sharps, Flats, Naturals, Enharmonics....	55
Notes: RH Treble C, D, E, F, G.....	57
8th Notes.....	59
Terms and Symbols.....	61
Note Review.....	63
2nds and 3rds.....	65
4ths and 5ths.....	67
Notes: LH Bass G, A, B, C, D.....	69
Notes: RH Treble G, A, B, C, D.....	71
I, IV, V7 Chords in C and G.....	73

LATE ELEMENTARY


8th Rests and Dotted Half Notes.....	75
I, IV, V7 Chords in C, G, and F.....	77
Terms and Symbols.....	79
Ledger-Line Notes.....	81
6ths and 7ths / Interval Review.....	83

EARLY ELEMENTARY**Notes: RH Mid C, D, E, F, G**

Complete the rhyme by writing the letter names in the blanks.



My bla__k __at __oes to



sl__ep in his b__ __,

S A M P L E



but wh__n I wak__ up,

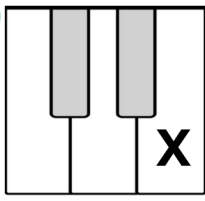




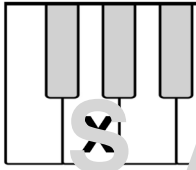



he's sle__pin__ on my hea __!

EARLY ELEMENTARY


Time Signatures (4/4 and 3/4)

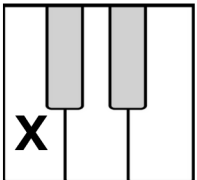

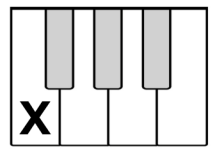



On each "tic tac toe" board, draw a line connecting three boxes that have the same note. The line may be drawn across, up and down, or diagonally.

F		
		B
	G	



S A M P L E



		
G	F	
		D

EARLY ELEMENTARY

Notes: LH Bass F, G, A, B, Mid. C

Color each section of the parrot as follows:

- Color F **RED**
- Color G **GREEN**
- Color A **ORANGE**
- Color B **BLUE**
- Color C **YELLOW**

Color the remaining sections any colors you like!



EARLY ELEMENTARY

Parts of the Staff

Fill in the blanks, then find your answers in the puzzle.
Circle words going across, and up and down.
Answers are at the bottom of the page, upside-down!



$\frac{4}{4}$ This is a ____ signature.

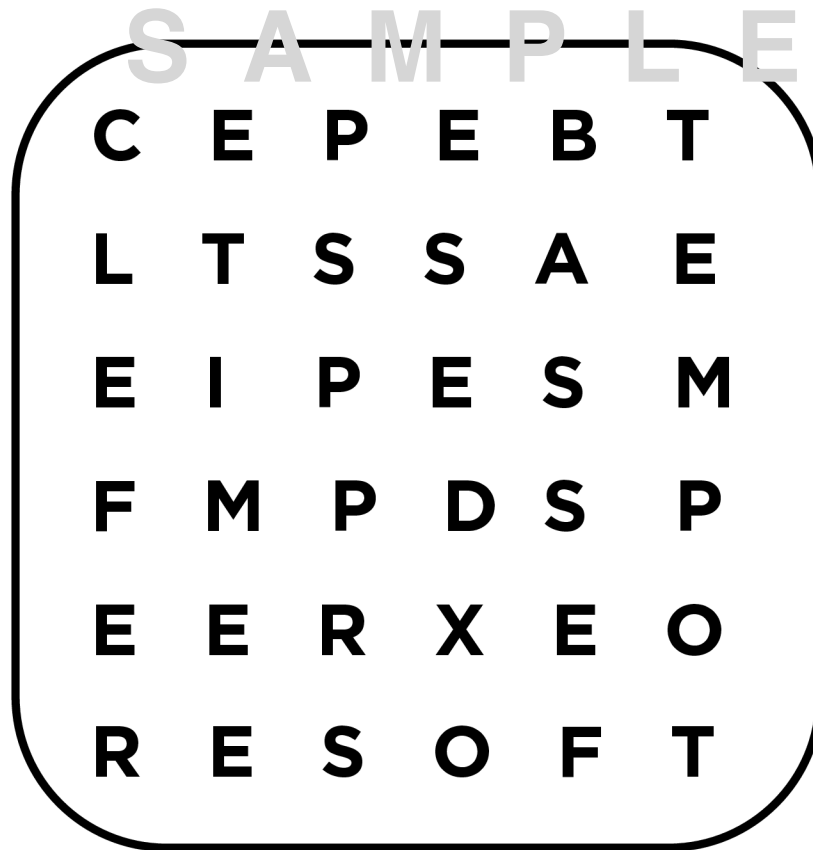
bass clef This is a _____ clef.

mp means play medium _____.

The _____ mark tells you the speed of the music.

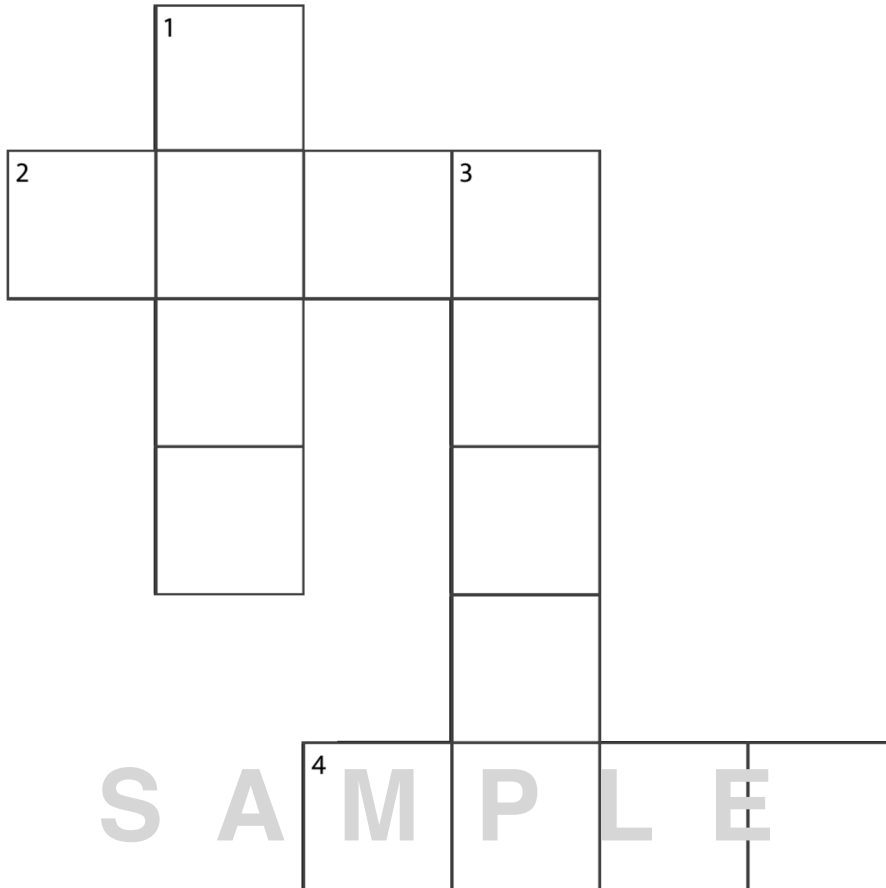
treble clef This is a treble _____.

repeat sign This is a _____ sign.




Answers: TIME, SOFT, CLEF, BASS, TEMPO, REPEAT

(Answers are upside-down at the bottom.)

**Across:**

2. *mp* This means play medium _____.

4.  This is a half _____.

Down:

1. *f* This means play _____.

3. $\frac{3}{4}$ This means _____ beats are in a measure.

Across: 2. SOFT, 4. REST
Down: 1. LOUD, 3. THREE

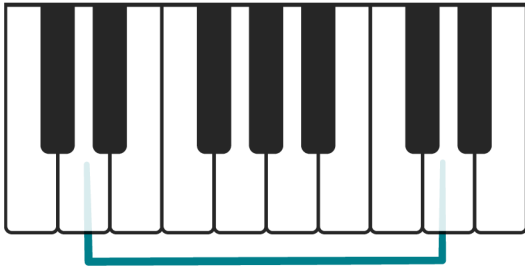
EARLY ELEMENTARY

Octaves

An **octave** is a distance of **8** notes.

Bass C to Middle C is an octave. D to the next D (up or down) is an octave, and so on.

Draw a line connecting each example of an octave to the stop sign (octagon).




G down to F

Octagon = 8 sides



C up to C

D up to D




A up to B

ELEMENTARY

Sharps

Draw a line connecting each **sharp** to the picture of the sharp pencil.
Put an **X** through each example that is **not** a sharp.



up a half step from C

SAMPLE

up a half step from G

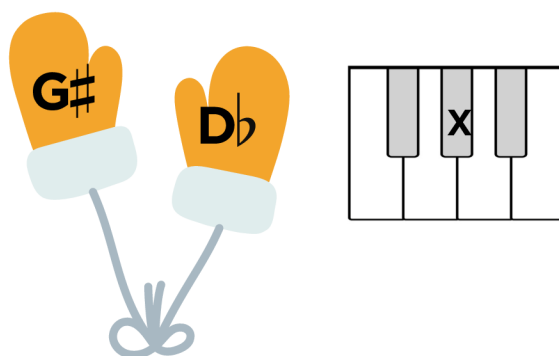
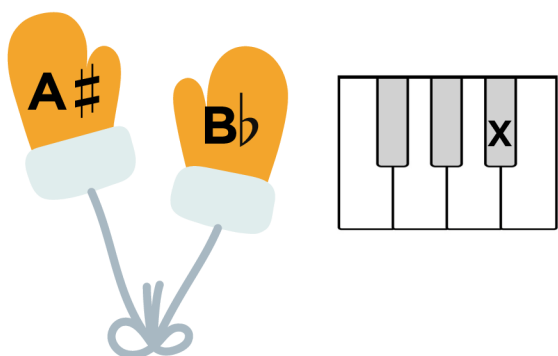
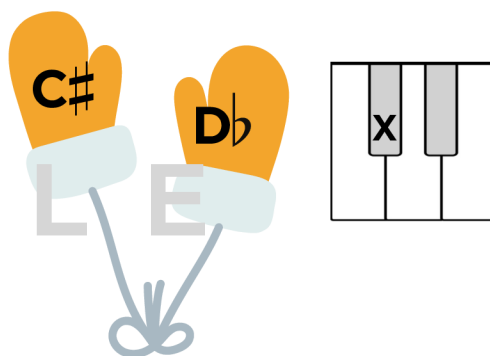
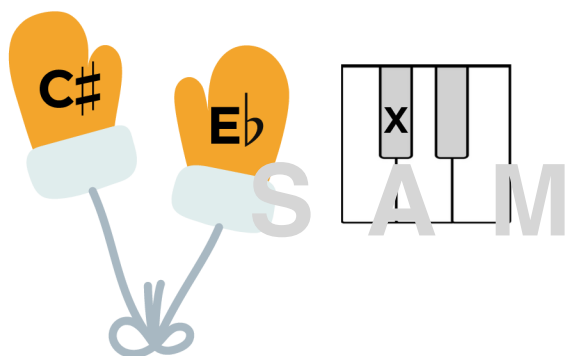
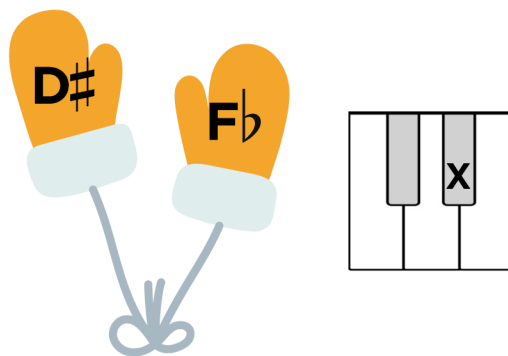
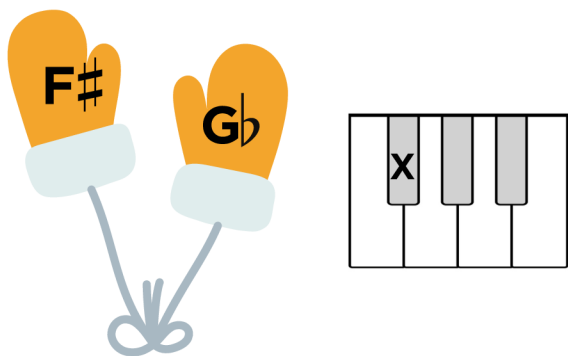
The page contains several musical symbols in rounded rectangular boxes: a sharp sign (#), a bass clef with a sharp on the second line, a flat sign (b), a sharp sign (#) on a staff with a note on the second line, a sharp sign (#) on a staff with a note on the second line, a sharp sign (#) on a staff with a note on the second line, and a sharp sign (#) on a staff with a note on the second line.

ELEMENTARY

Sharps, Flats, Enharmonics

Each pair of mittens should have **2 names for the same key on the piano** (one sharp name, and one flat name).




Put an "X" through any pair that does not match.



ELEMENTARY

Notes: RH Treble C, D, E, F, G

Draw a line connecting each note to the snack that starts with the same letter.



ELEMENTARY

Note Review

1. Write each note name in the blanks below. Each measure spells a different word.
 2. Then, write the letters from the gray boxes in a row.
 3. Finally, unscramble the letters to spell a NEW word!
- (Final answers are at the bottom, upside-down.)

(Step 1)

_____ I _____ O _____ U _____

(Step 2)

Letters from boxes:

(Step 3)

Unscramble to spell: _____

Let's do another!

(Step 1)

S A M P L E

_____ _____ [] _____ I [] M [] _____

(Step 2)

Letters from boxes:

(Step 3)

Unscramble to spell: _____

Answers: top puzzle spells DUG, bottom puzzle spells GEM.





LATE ELEMENTARY

8th Rests and Dotted Half Notes

Each pair of glasses equals 1 beat.





- Draw either an 8th note (♪) or an 8th rest (♫) on the glasses below.
(Your choice.)
- Next, write the counts on the blank lines.
- Finally, tap or clap the rhythms while counting out loud.

Ex:

$\frac{3}{4}$    

Write 1 + — — — —

S A M P L E

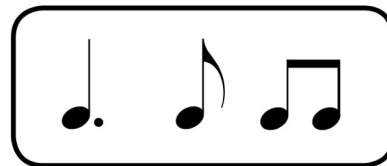


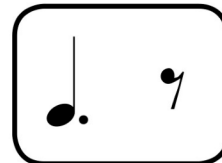

$\frac{3}{4}$    

Write — — — — — —



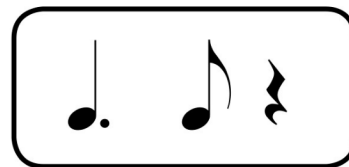

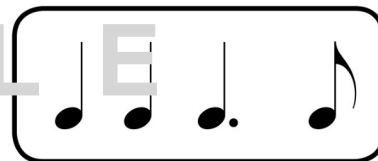
LATE ELEMENTARY

8th Rests and Dotted Half Notes

For each rhythm pattern below, add up the beats.
Then, draw a line connecting it to the picture that has the same number.



S A M P L E

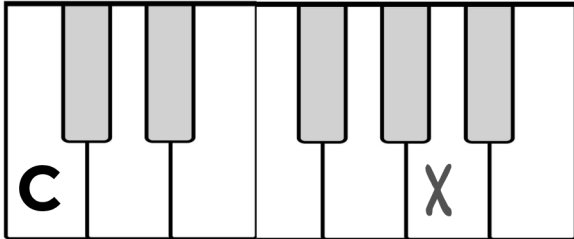


LATE ELEMENTARY

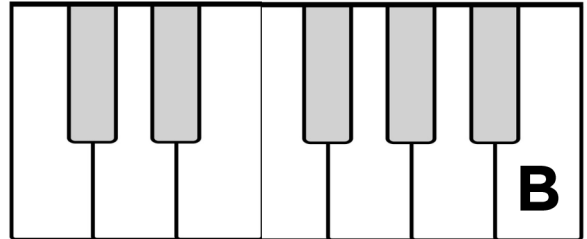
6ths and 7ths / Interval Review

For each keyboard, put an "X" on the proper key.

6th higher

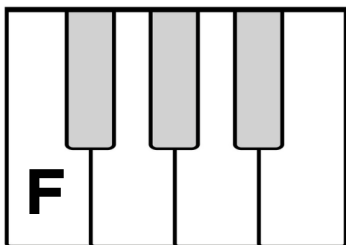


7th lower

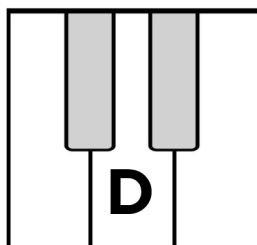


Ex:

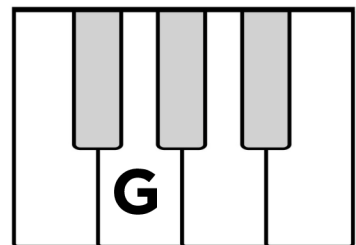
4th higher



2nd lower

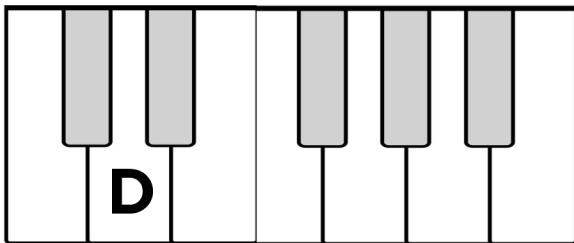


3rd higher

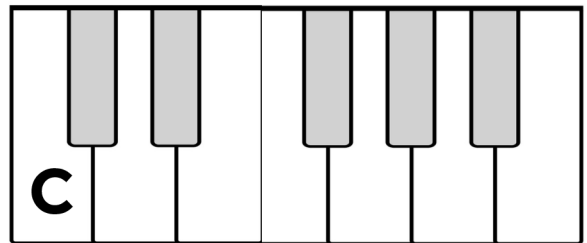


S A M P L E

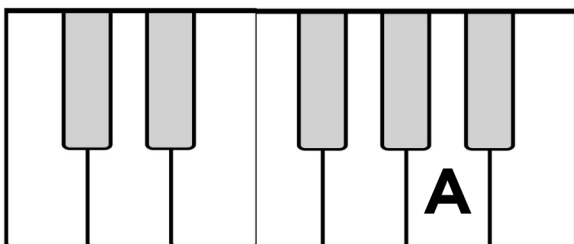
5th higher



7th higher



6th lower



5th lower

