

Enjoy this FREEBIE from:



**THE BIG
DIGITAL**
Etude
BOOK

38 Original-Form Pieces

BEYER · GURLITT · SCHYTTE
CZERNY · DUVERNOY · AND MORE!

carolmatzpiano.com

Click to
purchase at
SALE PRICE!


THE BIG DIGITAL *Etude* BOOK

LICENSE TERMS

This PDF is licensed for use by **one piano studio only**. Teachers may print unlimited copies, but only for use with their own students. This PDF may not be resold or distributed, except as described above.

For inquiries, contact us at: info@carolmatzpiano.com

In addition to printing, this PDF may be loaded to a tablet (such as an iPad®) for use with apps that allow you to write on the music with a stylus or finger. For more information on this, refer to "**Using PDFs on Tablets**" in the FAQ section at carolmatzpiano.com



Click here for tips on sharing the materials with your students!



BDB16

© Copyright 2025 by Carol Matz

All Rights Reserved Studio-Licensed for Purchaser

Gurlitt Op. 82, No. 39

Cornelius Gurlitt (1820-1901)

Moderato

Musical notation for measures 1-4. The piece is in 3/4 time with a key signature of one flat (B-flat). The tempo is Moderato. The first system shows the right hand with chords and the left hand with a melodic line. Fingerings are indicated: 4 and 2 in the right hand, 5 and 2 in the left hand. The dynamic is *mp*. The instruction *il basso poco marcato* is written below the bass staff.

Musical notation for measures 5-8. Measure 5 is marked with a box containing the number 5. The right hand has a sharp sign above the second measure. Dynamics include *mf* and *mp*. Fingerings 5 and 2 are shown in the right hand, and 2 in the left hand.

Musical notation for measures 9-12. Measure 9 is marked with a box containing the number 9. The right hand has a 4 and 2 fingering above the first measure. The left hand has a 2 fingering below the first measure.

Musical notation for measures 13-16. Measure 13 is marked with a box containing the number 13. The right hand has a 5 and 2 fingering above the second measure. Dynamics include *cresc.*, *f*, and *p*. Fingerings 2, 2, 2, and 5 are shown in the left hand.

17

5
4
3
2

1

dim.

21

3

poco rit.

pp

f

a tempo

25

4

2

2

29

4

poco rit.

p

2 1 2 4 1 2

Le Couppéy Op. 17, No. 6

Felix Le Couppéy (1811-1887)

Allegretto

The musical score is presented in four systems, each with a treble and bass clef staff. The first system begins with a piano (*p*) dynamic and includes a fingering of 5 for the first five notes of the treble staff. The second system starts at measure 4 and includes a fingering of 5 for the first five notes of the treble staff and a fingering of 1 for the first note of the bass staff. The third system starts at measure 8 and includes a mezzo-piano (*mp*) dynamic and a fingering of 5 for the first five notes of the treble staff. The fourth system starts at measure 12 and includes a fingering of 5 for the first five notes of the treble staff and a fingering of 1 for the first note of the bass staff. The score concludes with a fingering of 2/4 and 1 for the final notes of the bass staff.

16

p

20

poco cresc. *mp*

24



p

28


p

Click below to discover more from Carol Matz!

carol matz's
inter@ctive
piano method®



Courses for Teachers!



Check out my new NOVEL!