



THE BIG
DIGITAL
Pentascala & Triad
BOOK

70 Pages of
Pentascals • Triads • Arpeggios

carolmatzpiano.com

THE BIG DIGITAL *Pentасcale & Triad* BOOK


BY CAROL MATZ

STUDIO-LICENSE TERMS


This PDF is licensed for use by ONE PIANO STUDIO ONLY. Teachers may print unlimited copies, but only for use with their own students. This PDF may not be resold or distributed, except as described above.

For inquiries, contact us at: info@carolmatzpiano.com

In addition to printing, this PDF may be loaded to a tablet (such as an iPad®) for use with apps that allow you to write on the music with a stylus or finger. For more information on this, refer to "**Using PDFs on Tablets**" in the FAQ section at carolmatzpiano.com



[Click here](#) for tips on sharing the materials with your students!



BDB16

© Copyright 2025 by Carol Matz

All Rights Reserved Studio-Licensed for Purchaser

CONTENTS

Playing with a Metronome.....5

MAJOR PENTASCALES & ARPEGGIOS

STARTING ON WHITE KEYS

C Major.....	9
G Major.....	10
D Major.....	11
A Major.....	12
E Major.....	13
B Major.....	14
F Major.....	15
Major Pentascale Review.....	16

STARTING ON BLACK KEYS

Bb Major.....	17
Eb Major.....	18
Ab Major.....	19
Db Major.....	20
Gb Major.....	21
Major Pentascale Review.....	22
All Major Pentascales Chart.....	23

MINOR PENTASCALES & ARPEGGIOS

STARTING ON WHITE KEYS

C Minor.....	25
D Minor.....	26
E Minor.....	27
F Minor.....	28
G Minor.....	29
A Minor.....	30
B Minor.....	31
Minor Pentascale Review.....	32

STARTING ON BLACK KEYS

C# Minor.....	33
Eb Minor.....	34
F# Minor.....	35
G# Minor.....	36
Bb Minor.....	37
Minor Pentascale Review.....	38
All Minor Pentascales Chart.....	39

(CONTINUED ON NEXT PAGE...)

(CONTENTS, cont.)

PLAYING MAJOR TRIADS

Starting on White Keys.....42

Starting on Black Keys.....44

PLAYING MINOR TRIADS

Starting on White Keys.....48

Starting on Black Keys.....50

PLAYING INVERSIONS53

Inversion Writing Exercise.....56


PRACTICE CHECKLISTS58

WRITING EXERCISES

Pentascala Writing Exercises.....63

Triad Writing Exercises.....68

PLAYING WITH A METRONOME



A **METRONOME** plays **clicks** at different tempos. It can be an app, an electronic device, or even one of those old-timey wooden boxes with a metal arm that swings back and forth. (Your teacher might have one to show you.)

Playing with a metronome helps you learn how to **play with a steady beat**. With the metronome set at a moderately slow tempo, play the exercises **hands separately** at first.

As you play, listen closely to the metronome as it clicks on each beat.

EXERCISE 1

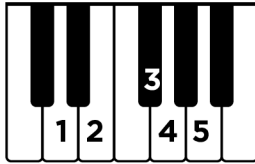
Moderately slow (♩ = 76)

3

mf

3

D MAJOR



PRACTICE TEMPO
 Quarter note equals:
 108 144 200

PENTASCALE

ARPEGGIO with LH Crossover

BROKEN & BLOCKED CHORDS

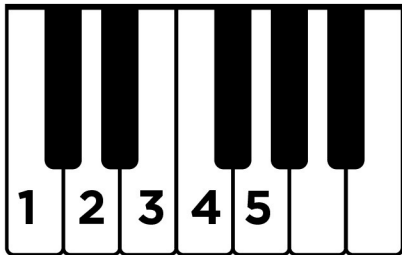
GADENCE PREP

REVIEW: MAJOR PENTASCALES

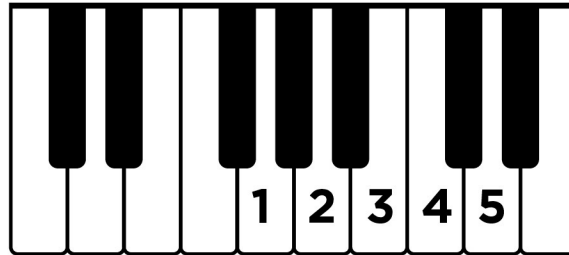
STARTING ON WHITE KEYS

Play the pentascales below while looking at the keyboard diagrams.
Play each one **going both up and back**. Repeat a few times!

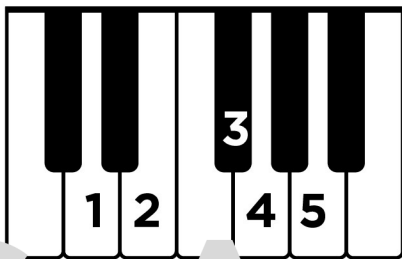
C



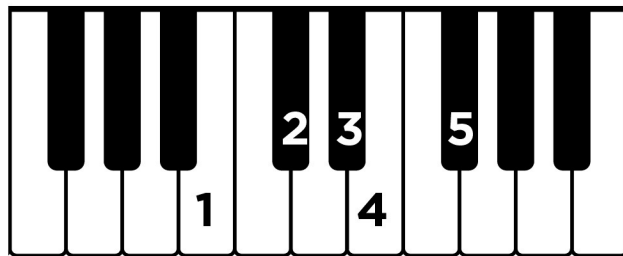
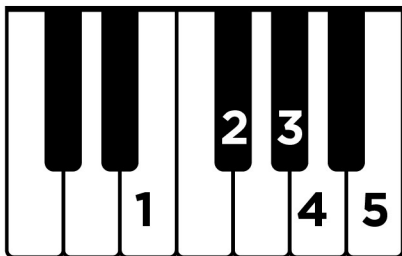
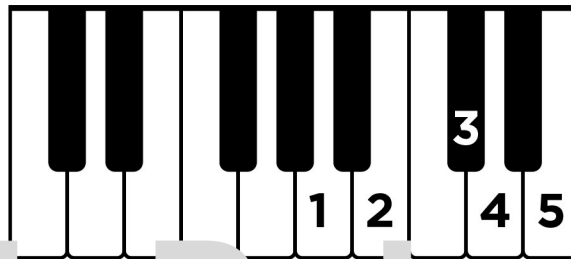
G



D



A



F

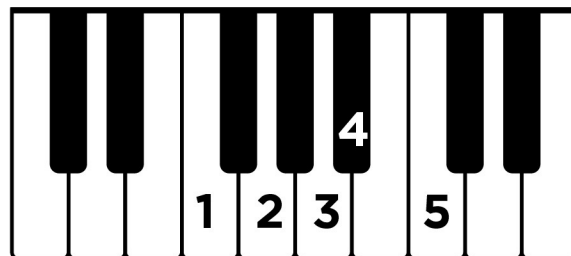
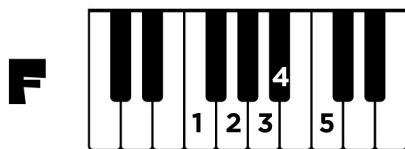
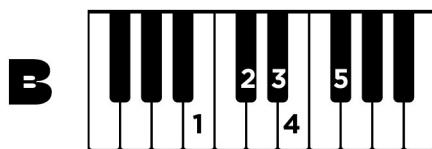
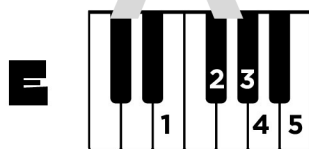
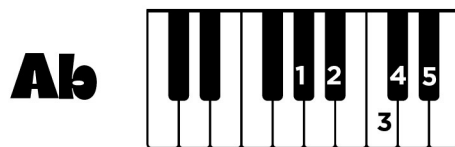
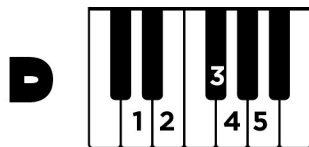
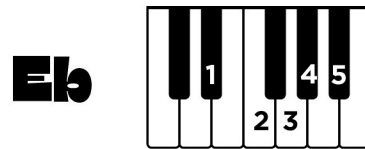
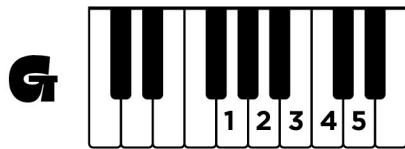
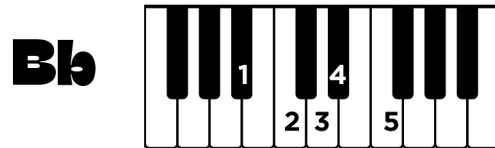
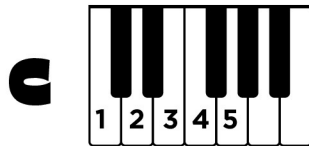
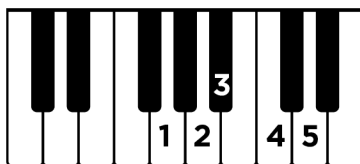


CHART: ALL MAJOR PENTASCALES



SAMPLE

G MINOR



PRACTICE TEMPO

Quarter note equals:

108 144 200

PENTASCALE

ARPEGGIO with LH Crossover

BROKEN & BLOCKED CHORDS

GADENCE PREP

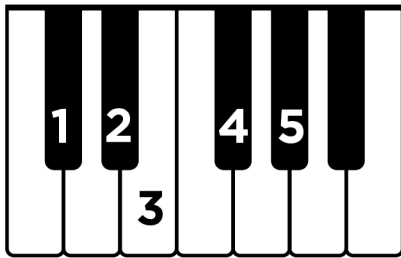
REVIEW: MINOR PENTASCALES

STARTING ON BLACK KEYS

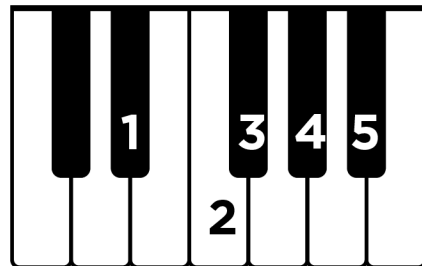
Play the pentascales below while looking at the keyboard diagrams.

Play each one **going both up and back**. Repeat a few times!

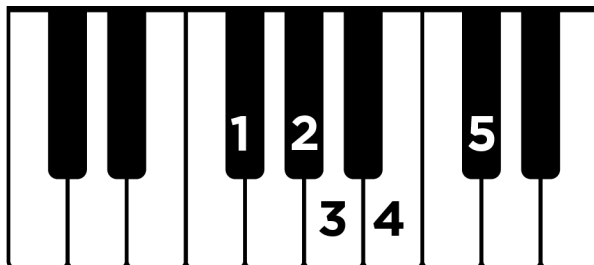
C#m



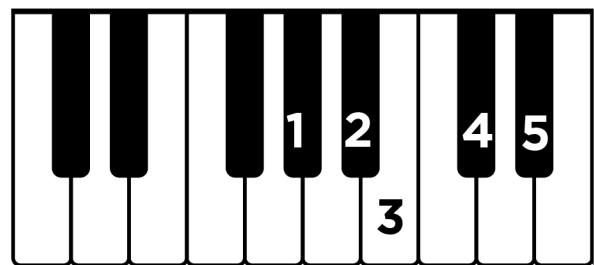
Ebm



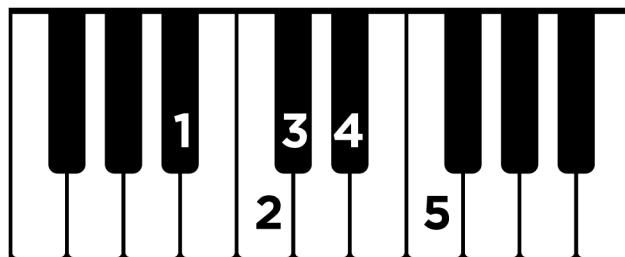
F#m



G#m



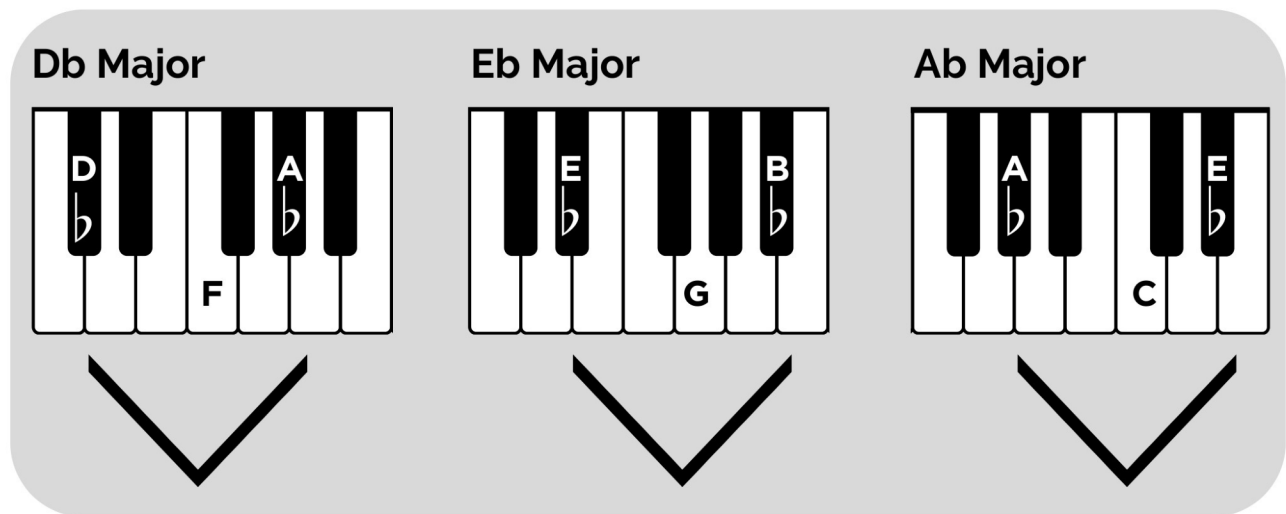
Bbm



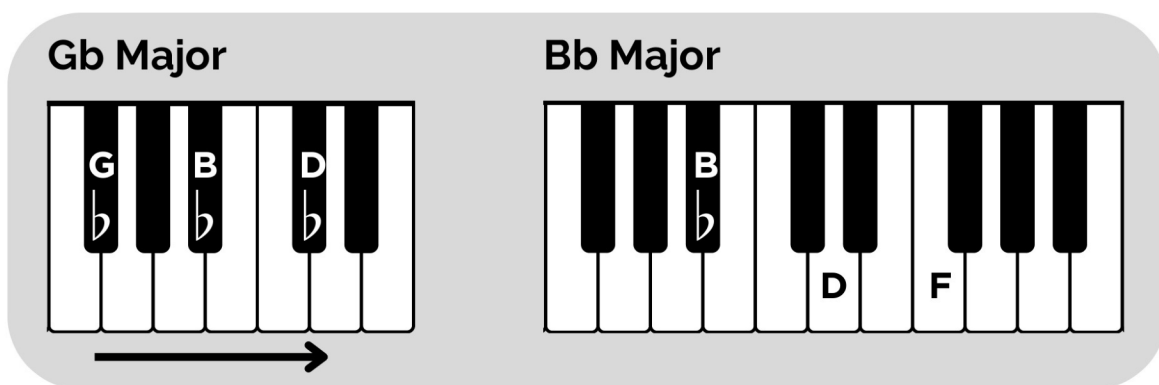
MAJOR TRIADS

STARTING ON BLACK KEYS

Db, Eb, and Ab major triads have **1 white key in the middle**.
On the keyboard, each chord forms a "V" shape.
Play these V-shaped triads.



Gb and **Bb** major triads are unique.
Notice that Gb major forms a straight line on the black keys. **Play these triads.**



PLAYING MINOR TRIADS STARTING ON BLACK KEYS

1. Play all of the black-key minor triads in a row with your right hand:

C#m Ebm F#m G#m Bbm

Now go back down! (Bbm, G#m, F#m, Ebm, C#m)

2. Repeat the exercise, adding a low root note in your left hand (or octave if you can reach it).

3. Play the following minor triads with your right hand. Use the **Minor Triad Cheat Sheet** if you need help.

C#m F#m Bbm Ebm G#m

Bbm C#m G#m F#m Ebm

Minor Triads

Starting on Black Keys

C#m = C# E G#

Ebm = Eb Gb Bb

F#m = F# A C#

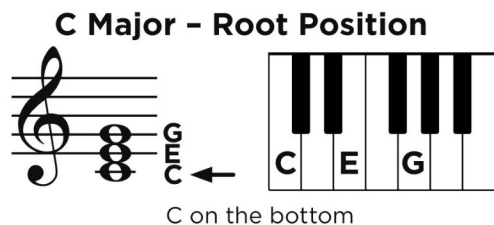
G#m = G# B D#

Bbm = Bb Db F

INVERSIONS

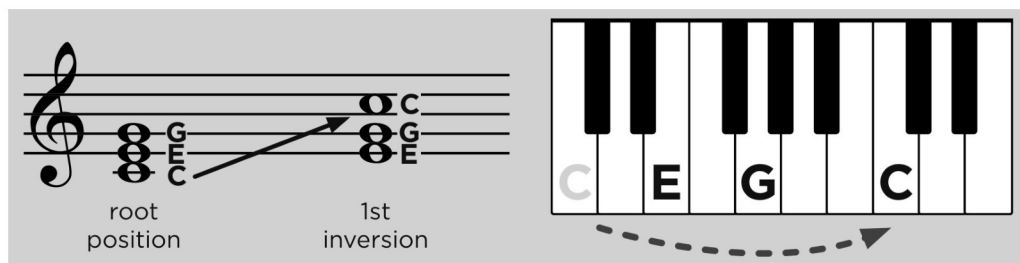
ROOT POSITION

So far, you've learned triads in **ROOT POSITION**, in which the chord's letter name is on the bottom.



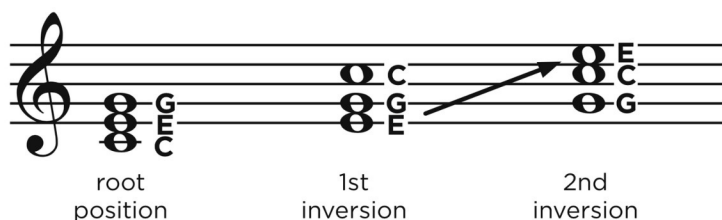
1ST INVERSION

An **INVERSION** is a chord that has its notes arranged in a different order. To play a **1ST INVERSION** chord, move the bottom note to the top:

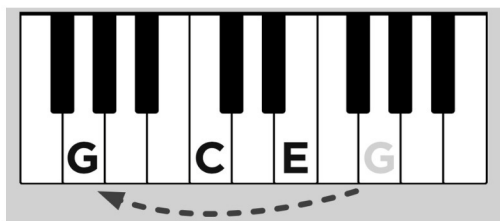


2ND INVERSION

There are two ways to find a **2ND INVERSION** chord. From **1st inversion**, move the bottom note to the top again.



2. From **root position**, move the top note to bottom.



CHECKLISTS, cont.

MAJOR TRIADS
STARTING ON WHITE KEYS

With Inversions

<input type="checkbox"/>	C Major	<input type="checkbox"/>
<input type="checkbox"/>	D Major	<input type="checkbox"/>
<input type="checkbox"/>	E Major	<input type="checkbox"/>
<input type="checkbox"/>	F Major	<input type="checkbox"/>
<input type="checkbox"/>	G Major	<input type="checkbox"/>
<input type="checkbox"/>	A Major	<input type="checkbox"/>
<input type="checkbox"/>	B Major	<input type="checkbox"/>

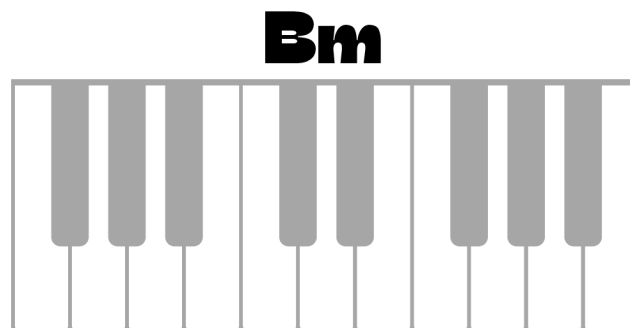
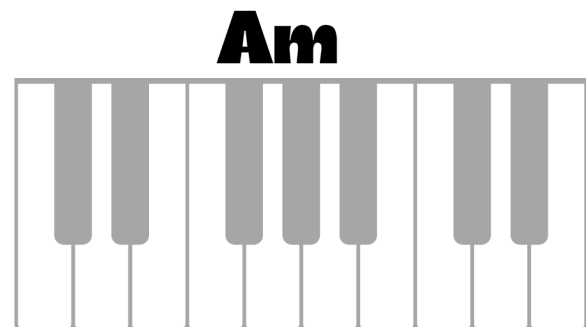
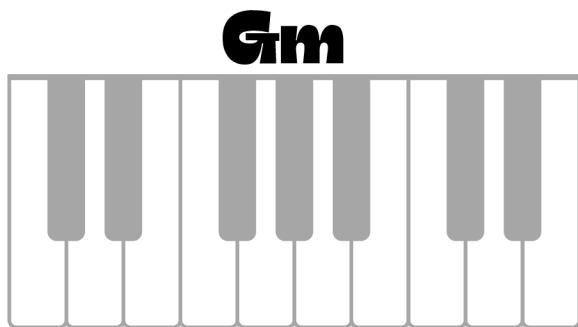
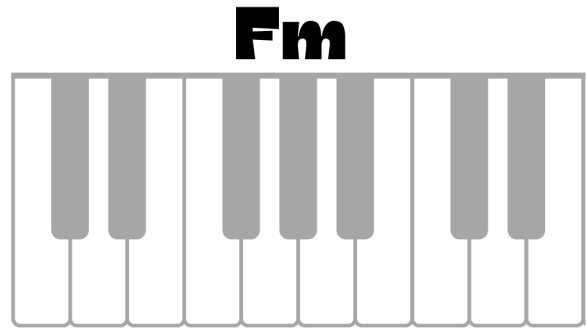
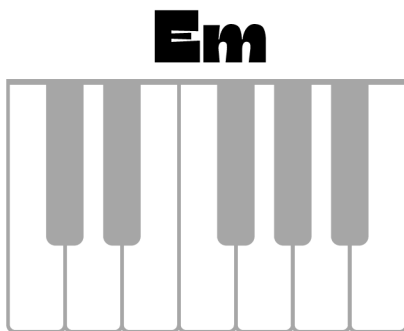
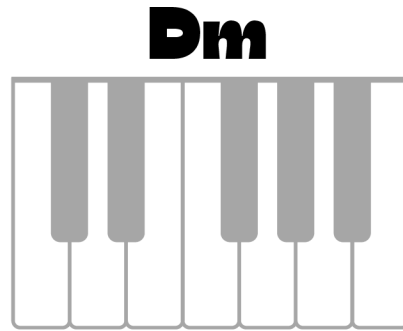
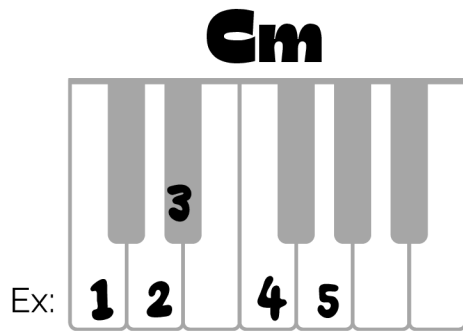
MAJOR TRIADS
STARTING ON BLACK KEYS

With Inversions

<input type="checkbox"/>	Db Major	<input type="checkbox"/>
<input type="checkbox"/>	Eb Major	<input type="checkbox"/>
<input type="checkbox"/>	Gb Major	<input type="checkbox"/>
<input type="checkbox"/>	Ab Major	<input type="checkbox"/>
<input type="checkbox"/>	Bb Major	<input type="checkbox"/>

PENTASCALE WRITING EXERCISES, cont.

On each keyboard below, write numbers 1–5 to show the pentascale.



WHITE-KEY MAJOR TRIADS

WRITING EXERCISES

Write the missing notes from the major triads below.

D = D ___ A

E = E ___ B

F = F A ___

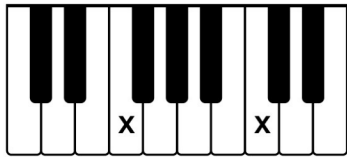
G = G B ___

A = A ___ E

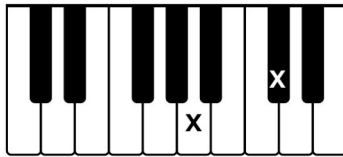
B = B ___ ___

C = C E ___

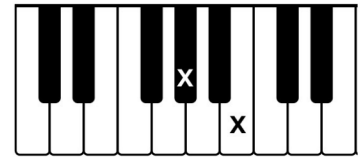
Write an "X" on each keyboard below to complete the chord.



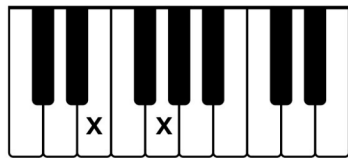
F major



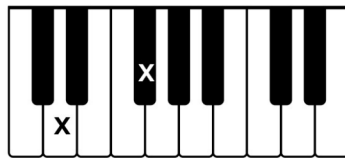
A major



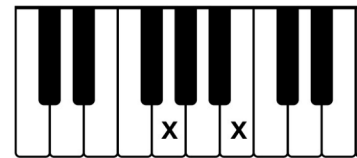
E major



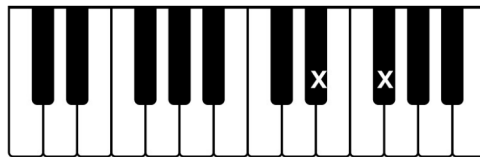
C major



D major



G major



B major