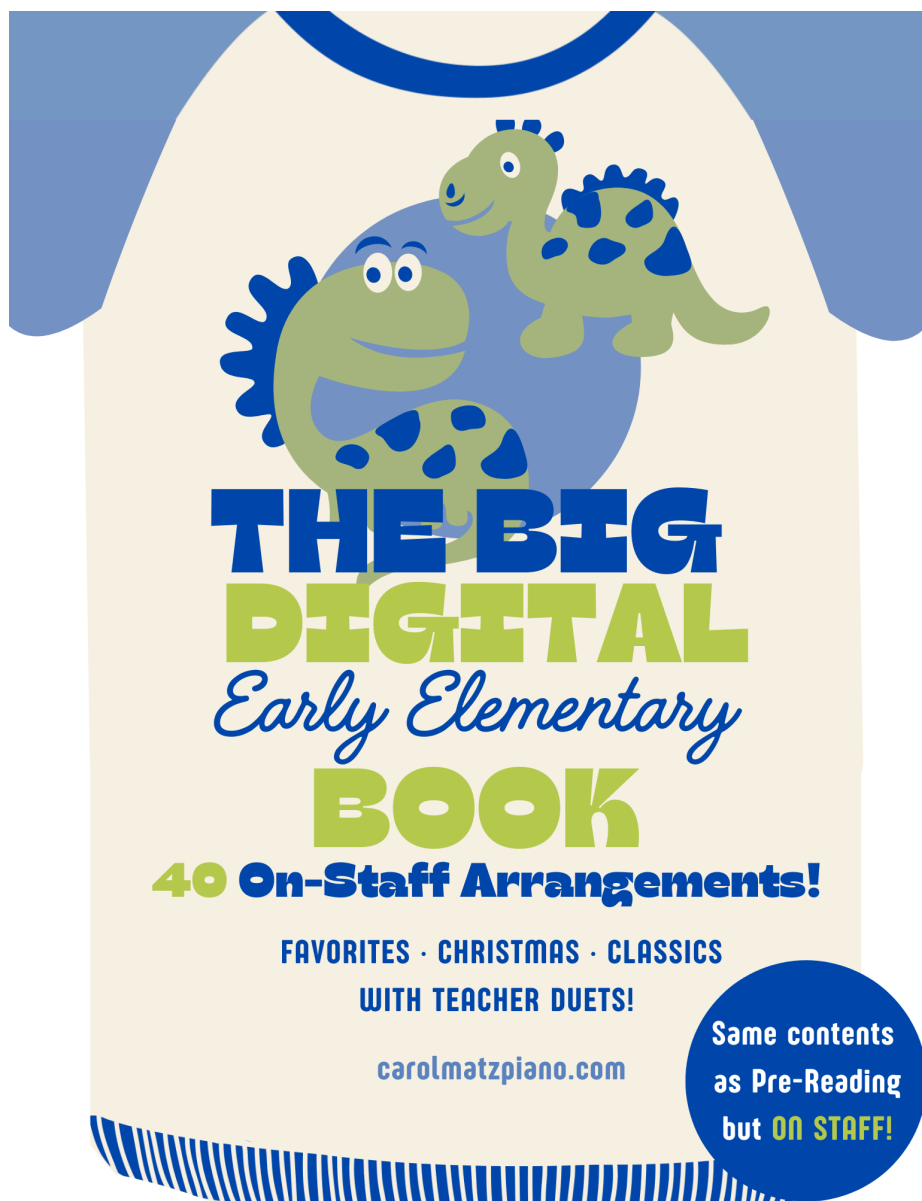


Enjoy this FREEBIE from:



Click to Shop
“Big Digital Books!”
ON SALE thru
March!

Studio-licensed FREE piece! From carolmatzpiano.com

Twinkle, Twinkle, Little Star

Traditional
Arranged by Carol Matz

Moderately slow

End here
2nd time

2

Twin - kle, twin - kle, lit - tle star, how I won - der what you are.

mf

4 2

Detailed description: This is the first system of musical notation for the song. It consists of two staves, Treble and Bass clef, in 4/4 time. The melody is in the treble clef, starting with a whole rest followed by quarter notes G4, A4, B4, and C5. The bass line starts with a whole rest followed by quarter notes G2, F2, E2, and D2. The lyrics are written below the treble staff. A dynamic marking of *mf* is placed below the first measure. Fingerings are indicated: '2' above the first measure and '4' below the first measure of the bass line. A second '2' is placed above the second measure of the treble staff.

Repeat first
4 measures

2 2

Up a - bove the world so high, like a dia - mond in the sky.

1 1

Detailed description: This is the second system of musical notation. It continues the melody and bass line from the first system. The treble staff has a '2' above the first measure and another '2' above the third measure. The bass staff has a '1' below the first measure and another '1' below the third measure. The lyrics are: 'Up a - bove the world so high, like a dia - mond in the sky.'

Teacher Duet (*Student plays one octave higher.*)

RH 2 1 4 1 4 1 2

LH 5

mp

with pedal

Fine

4 2 5 3 1 4 2

D.C. al Fine

Detailed description: This section is for a teacher duet. It is written in bass clef with a key signature of one sharp (F#). The right hand (RH) plays chords and single notes, with fingerings 2, 1, 4, 1, 4, 1, 2 indicated above the notes. The left hand (LH) plays a bass line with a '5' above the first measure. A dynamic marking of *mp* and the instruction 'with pedal' are present. The section ends with a double bar line and the word 'Fine'. Below this system is another system of bass clef notation, starting with a '4' above the first measure and a '2' below the first measure. This system ends with a double bar line and the instruction 'D.C. al Fine'.

Studio-licensed FREE piece! From carolmatzpiano.com

Ode to Joy

Moderately

The first system of musical notation for 'Ode to Joy' is in 4/4 time. The treble clef staff contains a triplet of eighth notes in the first measure, followed by eighth notes in the second and third measures, and a quarter note in the fourth measure. The dynamic marking *mf* is placed below the first measure. The bass clef staff contains four whole rests, one in each measure.

The second system of musical notation shows the continuation of the piece. The treble clef staff contains four whole rests. The bass clef staff contains a triplet of eighth notes in the first measure, followed by eighth notes in the second and third measures, and a quarter note in the fourth measure. The dynamic marking *mf* is implied from the first system.

Teacher Duet (Student plays one octave higher.)

The Teacher Duet section consists of two systems of musical notation. The first system is in 4/4 time. The right hand (RH) plays a sequence of chords: a triad of G4, A4, B4 in the first measure; a triad of A4, B4, C5 in the second measure; a triad of B4, C5, D5 in the third measure; and a triad of C5, D5, E5 in the fourth measure. The left hand (LH) plays a single note G3 in the first measure, followed by whole rests in the second, third, and fourth measures. The dynamic marking *mp* is placed below the first measure. The second system continues the duet. The RH plays chords: G4, A4, B4 in the first measure; A4, B4, C5 in the second measure; B4, C5, D5 in the third measure; and C5, D5, E5 in the fourth measure. The LH plays a sequence of notes: G3 in the first measure, followed by a triplet of eighth notes (G3, A3, B3) in the second measure, and whole rests in the third and fourth measures.

Studio-licensed FREE piece! From carolmatzpiano.com

The Man on the Flying Trapeze

George Leybourne
Alfred Lee
Arranged by Carol Matz

Moderately

1 2

mf He floats thru the air with the great - est of ease, the

4 3 4

1

dar - ing young man on the fly - ing tra - peze. His

2 3

Detailed description: This block contains the first two systems of the piano score. The first system is in 3/4 time and features a melody in the right hand with lyrics underneath. The left hand provides a simple accompaniment. Fingerings are indicated with numbers 1 and 2 above the notes. The second system continues the melody and accompaniment. The lyrics are: 'He floats thru the air with the great - est of ease, the dar - ing young man on the fly - ing tra - peze. His'. The piece is marked 'Moderately' and 'mf'.

Teacher Duet (*Student plays one octave higher.*)

RH
LH *mp*

with pedal

Detailed description: This block shows the 'Teacher Duet' section of the score. It is written for two hands: Right Hand (RH) and Left Hand (LH). The RH part consists of a series of chords and single notes, with fingerings 3, 2, 1 and 5, 2, 1 indicated. The LH part consists of a simple accompaniment with fingerings 5, 2, 3, 5, 3, 1. The piece is marked 'mp' and includes the instruction 'with pedal'.

Studio-licensed FREE piece! From carolmatzpiano.com

ac - tions are grace - ful, all girls he does please, my




love he has sto - len a - way.

Teacher Duet (Cont.)

5 3 2 3 5 1

5 4 1 2 5

Click below to discover more from Carol Matz!



Courses for Teachers!



carolmatzpiano.com