

**Freebie  
from:**

**THE BIG  
DIGITAL**

*Pre-Reading Christmas*  
**BOOK**

**80 Pages!**

**INCLUDES 20 ACTIVITY SHEETS  
& SOME CHANUKAH PIECES**



[carolmatzpiano.com](http://carolmatzpiano.com)

THIS PAGE INTENTIONALLY LEFT BLANK  
(for those printing front/back)

*Freebie from:*


# THE BIG DIGITAL Pre-Reading Christmas BOOK

The pieces in this PDF are free. Teachers may print unlimited copies, but only for use with their OWN students. This PDF may not be resold or distributed, except as described above.

**[CLICK TO SEE MORE FROM THIS BOOK!](#)**

In addition to printing, this PDF may be loaded to a tablet (such as an iPad®) for use with apps that allow you to write on the music with a stylus or finger. For more information on this, refer to "**Using PDFs on Tablets**" in the FAQ section at [carolmatzpiano.com](http://carolmatzpiano.com)

**[Click here](#)** for tips on sharing the materials with your students!



# What Child Is This?

Words by William C. Dix  
 Traditional English Melody  
 Arranged by Carol Matz

3/4 *mp*

RH 1 2 3 4 3 2  
 LH 2 1 3 2 1

What Child is this, who, laid to rest on

RH 1  
 LH 2 3 2 1 3 5 2

Ma - ry's lap is sleep - ing? Whom

## Teacher Duet (Student plays one octave higher.)

Moderately

RH  
 LH

*p*<sup>1</sup> with pedal

6



# My Dreidel

Music by Samuel Goldfarb  
Lyrics by Samuel S. Grossman  
Arranged by Carol Matz

RH

4/4 - *mf*

I have a lit - tle drei - del, I made it out of clay. And

when it's dry and read - y, then drei - del I shall play. Oh,

## Teacher Duet (Student plays one octave higher.)

Moderately fast

RH

LH

*mp*

6

5 3 5 3 5 3 5 4 3 2

G E G E G E G G F E D D

drei - del, drei - del, drei - del, I made it out of clay. And

4 2 4 2 4 2 5 4 3 2 1

F D F D F D G F E D C

when it's dry and read - y, then drei - del I shall play!

### Teacher Duet (Cont.)

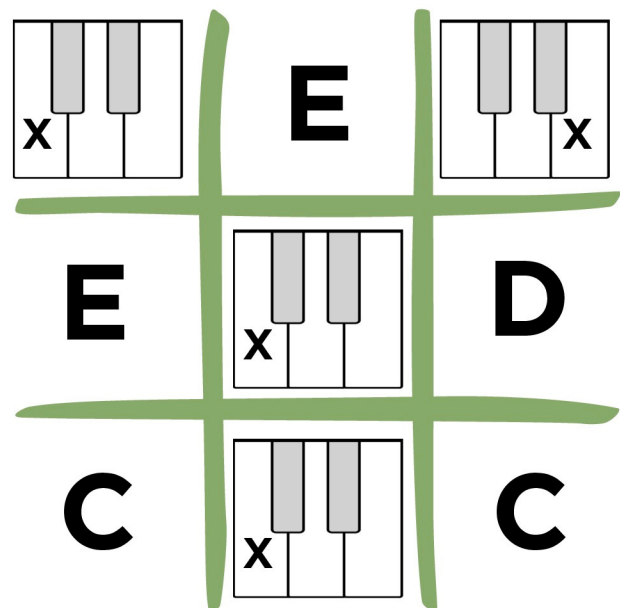

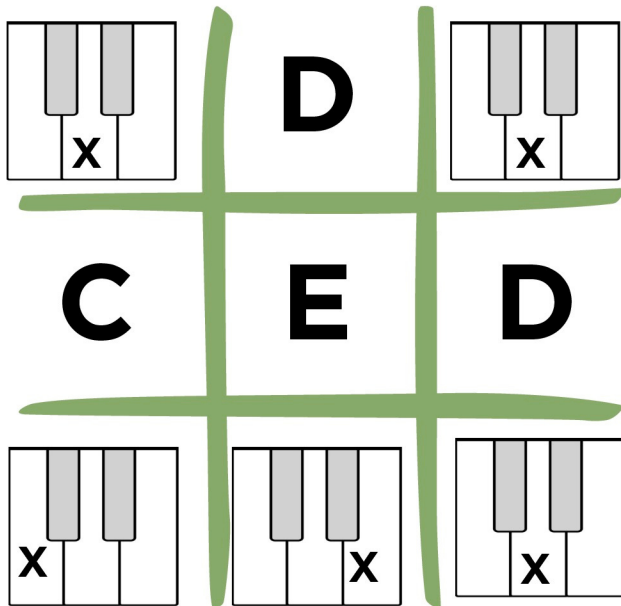
10 5 2 1 4 2 1

14 5 1 5

# CHRISTMAS ACTIVITY SHEET

## C, D, E on the Keyboard

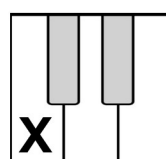
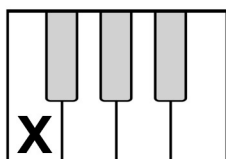
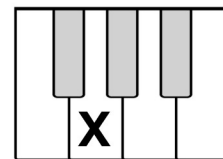
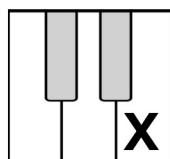
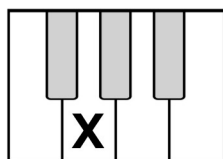
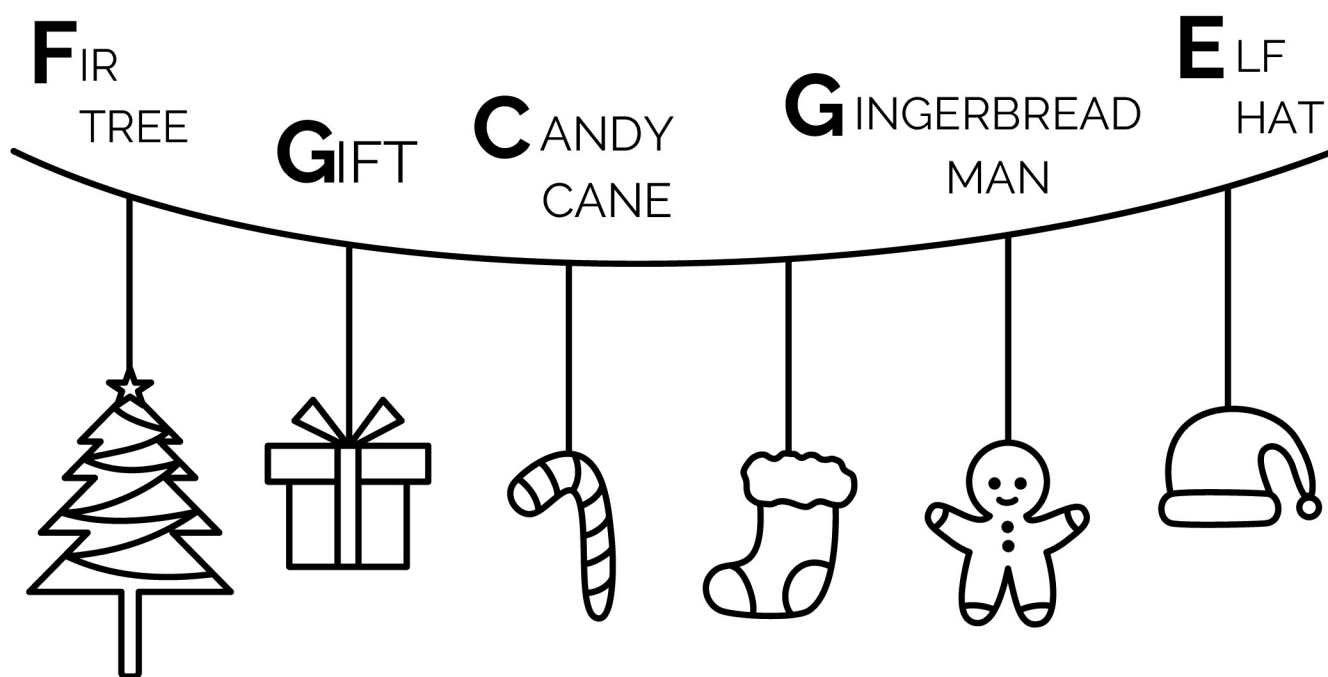
On each "tic tac toe" board, draw lines connecting three boxes that have the same note. The lines may be drawn across, up and down, or diagonally.



# CHRISTMAS ACTIVITY SHEET

## All Keyboard Letter Names (white keys)


Draw a line connecting each example to the item that starts with the same letter.



# CHRISTMAS ACTIVITY SHEET

## Parts of the Staff

Fill in the blanks, then find your answers in the puzzle.  
Circle words going across, and up and down.  
Answers are at the bottom of the page, upside-down!




**:** This sign means \_\_\_\_\_.

**♩** This is a treble \_\_\_\_\_.

***mf*** means play medium \_\_\_\_\_.

The \_\_\_\_\_ mark tells you the speed of the music.


**♭** This is a \_\_\_\_\_ clef.



R	E	P	E	A	T
B	A	S	S	T	E
C	Y	P	X	H	M
L	O	U	D	R	P
E	K	R	X	E	O
F	E	Q	H	E	Y

Answers: REPEAT, LOUD, BASS, CLEF, TEMPO.

Click below to discover more from Carol Matz!



Courses for Teachers!



[carolmatzpiano.com](http://carolmatzpiano.com)