


Scale Fingerings

(Late Elem./ Early Intermediate)



from:

 carol matz's
inter@ctive
piano method®

Click for **30% Off**
Digital-Only
Packages! Use
code: **DIGITAL30**

Teaching the F Major Scale Hands-Together

1. *mf*

5 3 1 1

Play *hands together*. Notice that both **thumbs** always land together on **C**.

2. *mf*

under over 3 2 1

5 4 3 2 1 2 3 4 5

Play *hands together*. Notice that both **thumbs** always land together on **C**.

3. *mf*

under over 3

3 2 1 3 2 1 2 3 1 2 3

F Major Scale Hands Together

mf

under over 4 3 2 1

5 4 3 2 1 3 2 1 1 2 3 1 2 3 4 5

Review: Major Scales Beginning on White Keys

Play each scale up and down 3 times:
 RH alone, LH alone, and then hands together.

Remember:
 RH scale fingering is usually 1 2 3, 1 2 3 4 5.
 LH scale fingering is usually 5 4 3 2 1, 3 2 1.

C Major

RH: 1 2 3 1 2 3 4 5
 LH: 5 4 3 2 1 3 2 1

C

D Major

RH: 1 2 3 1 2 3 4 5
 LH: 5 4 3 2 1 3 2 1

D

E Major

RH: 1 2 3 1 2 3 4 5
 LH: 5 4 3 2 1 3 2 1

E



F Major

RH*: 1 2 3 1 2 3 4
 LH: 5 4 3 1 3 2 4 1

F

G Major

RH: 1 2 3 1 2 3 4 5
 LH: 5 4 3 2 1 3 2 1

G

A Major

RH: 1 2 3 1 2 3 4 5
 LH: 5 4 3 2 1 3 2 1

A


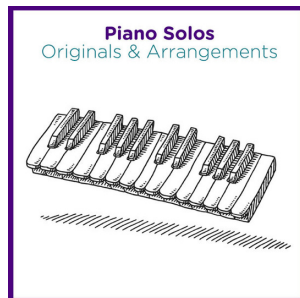
B Major

RH: 1 2 3 1 2 3 4 5
 LH*: 5 4 3 2 1 3 2 1

B

* The fingering is a little unusual.
 No finger 5!

Click below to discover more from Carol Matz!



Courses for Teachers!



carolmatzpiano.com