


carol matz's
inter@ctive
piano method®

Lesson Books with Corresponding Online Materials



LEVEL
1A

UNIT 1

Get Ready to Play!	2
Steady Beats	3
Quarter Notes	4
The Robot Song (Black-Key Groups)	5
My Submarine	6
Grace & Georgie	7

UNIT 2

Lucy the Elephant (Bar Lines and Measures)	8
I ♥ Candy (Half Note)	9
I'm a Bookworm! (Dynamics / <i>f</i> and <i>p</i>)	10
Mary Had a Little Lamb (Whole Note)	11

UNIT 3

Hot Cross Buns (Time Signature / $\frac{4}{4}$)	12
Tokyo Chimes (Damper Pedal)	13
C, D, and E on the Piano	14
Visit from an Alien	15

UNIT 4

Pardon Me, Honeybee (Quarter Rest)	16
Mount Everest (G and A on the Piano)	17
Solar Panels (F and B on the Piano)	18
Ode to Joy (<i>mf</i>)	19

UNIT 5

Canon (Steps)	20
Twinkle, Twinkle, Little Star	21
Morning Mood (Dotted Half Note / $\frac{3}{4}$)	22
The Family Car (<i>mp</i>)	23
Click and Tap	24
Sweetly Sings the Donkey (Half Rest)	25

UNIT 6

Staff Lines, Clefs, and The Grand Staff	26
Middle C (Middle C on the Staff / Whole Rest)	27
Piggy Bank (Treble G on the Staff)	28
Human Cannonball (Tempo / Tempo Marking)	29
Gingerbread Men (Bass F on the Staff)	30
Bear at the Fair	31
Spaghetti Highway (Whole Rest in $\frac{3}{4}$)	32

UNIT 7

Apple Core Blues (Right-Hand D, E, and F on the Staff)	33
Schoolyard Slide	34

UNIT 8

Roarin' African Lion (Left-Hand B and A on the Staff)	35
The Bear Went Over the Mountain (Left-Hand G on the Staff)	36
Camptown Races	38
Bingo	39

UNIT 9

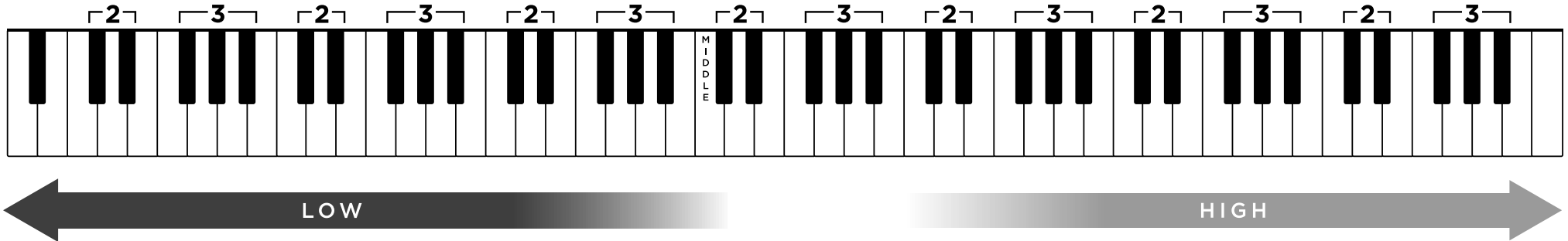
Gravity (Skips)	40
Eine Kleine Nachtmusik	41
Line Three Is D! (Bass C and D on the Staff)	42
Oscar Octopus (Octave)	43

UNIT 10

When the Saints Go Marching In (Left-Hand E on the Staff)	44
The Marines' Hymn	46
Barcarolle (Ties)	47
Yankee Doodle	48


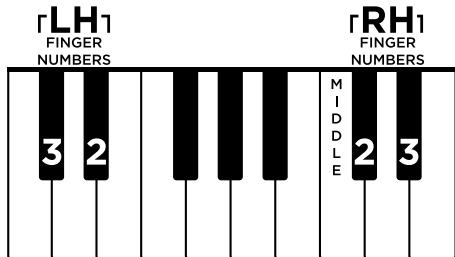
Black-Key Groups

The piano has black keys and white keys. The black keys are in groups of 2 or 3.



- ✓ With your *left hand*, tap all groups of 2 black keys *from low to high*. (Stand up if you have to.)
- ✓ With your *right hand*, tap all groups of 3 black keys *from high to low*.

Hand Position



Wish I had a ro - bot friend who
played with me, so I'll pre - tend to!

REPEAT



LH 3 2 LH 3 2 LH 3 2 LH 3 2

RH 3 2 RH 3 2 RH 3 2 RH 3 2

Play fingers 2 and 3 at the same time!

Teacher Duet (Student plays as written.)

Moderately slow



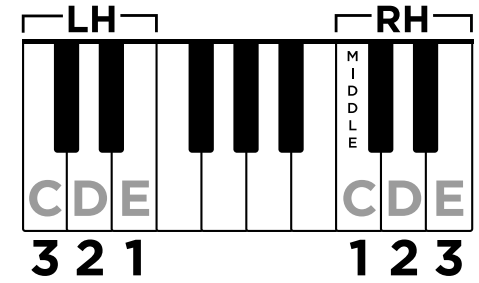


UNIT 4

Quarter Rest



= silence for 1 beat

When you see a rest, don't play...lift your finger.



Pardon Me, Honeybee

4/4 *p*

LH 3 | 2 | 1 (Rest!) | C | D | E | D | C | D | E | E |

Par - don me, hon - ey - bee, what's that in the tree?

RH 1 | 2 | 3 | C | D | E | D | E | D | C | C |


f "It's our hive, stop on by, come and vis - it me!"



Are you playing with dynamics? Be sure the first line of music is soft (*p*) and the second line is loud (*f*).

Teacher Duet (Student plays two octaves higher.)

Moderately



RH

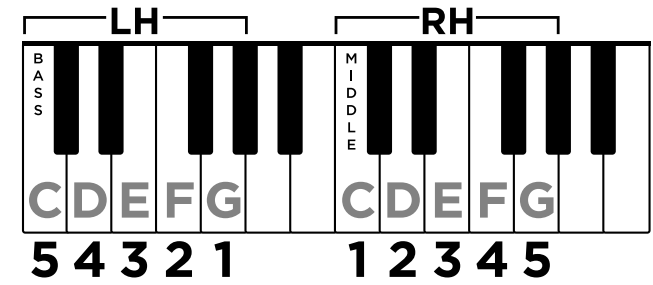
LH *pp*

mf

New Dynamic Sign

mf MEZZO FORTE
(METZ-oh FOR-tay)

m = medium,
so ***mf*** means *medium loud*.



Ode to Joy*

Ludwig van Beethoven (1770-1827)

4/4 **RH3**
mf

LH3

*"Ode to Joy" is a melody that appears in Beethoven's *Ninth Symphony*. A symphony is music written for an orchestra. In this symphony, an entire chorus joins to sing the melody.

Do Unit 4 Online

Performance Pieces
 Activity Sheet

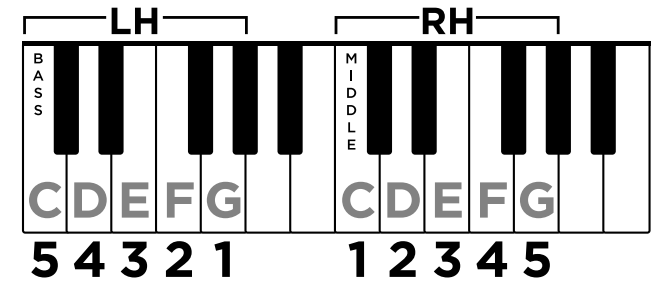

Teacher Duet (Student plays *one octave higher*.)

Moderately fast

New Dynamic Sign

mp MEZZO PIANO (METZ-oh PIA-no)

m = medium,
so ***mp*** means *medium soft*.



The Family Car

3/4 ***mp***

LH 5 | G | D | E | F | E | D | E | F | G

I like to ride in the fam - 'ly car,
Some - times we drive to the ice cream store,

RH 5 | G | F | E | F | E | D | E | D | C

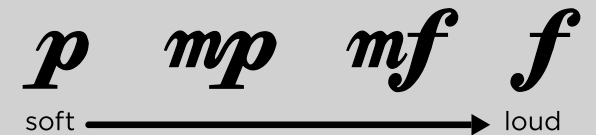
sit - ting in back like a mov - ie star.
or to the new park where I'll ex - plore.

REPEAT :||



As you play, listen to be sure the music sounds **smooth**.
(Don't lift your fingers after playing each note.)

Dynamic Review




Teacher Duet (Student plays *one octave higher*.)

Moderately

Tempo

TEMPO is the *speed* of the music, how fast or slow you should play.

The **TEMPO MARKING** is placed above the time signature.



Human Cannonball*

Moderately (medium speed)

Play both hands at the same time!

mp Here at the cir - cus, peo - ple wall - to - wall,

f they're gon - na launch a hu - man can - non - ball!

3 3 3 3 3 3

Teacher Duet (Student plays as written.)

Moderately
8va both hands throughout

RH LH p - mf on repeat

1 3 1 3 1 2 2 1 3 1 3 1 5 1 1 5 3 2 1 3 2 1 5

*Don't worry...when a performer is shot from a cannon, no gunpowder is used, just air!



Bingo

Traditional

Quickly

1

mf There was a farm-er had a dog and Bin-go was his name - o. B - I - N - G - O,

Count: (1 - 2)

3 1 3

4

8

2 1

B - I - N - G - O, B - I - N - G - O, and Bin - go was his name - o.

2 4

Do Unit 8 Online

Performance Pieces

Activity Sheet

Teacher Duet (Student plays *one octave higher*.)

Quickly

mp

5 2 1 4 2 1 8

Left Hand E
on the Staff

Bass
C D
E
NEW NOTE

UNIT 10

When the Saints Go Marching In

Traditional

Moderately fast

f Oh, when the saints go march-ing in,
(Rest!)
5 3 5 1

5

oh, when the saints go march-ing in,
5 2



*Follow the marching drummers! When practicing, be able to start from any of these places in the music.

Teacher Duet (Student plays *one octave higher*.)

Moderately fast

RH
LH
mf
3 1 1 1 1 1 1 1 1 1 2 1

Go on to the next page!