

**INTERMEDIATE  
LEVEL**


  
**Studio**  
SINGLE

# **CLAIR DE LUNE**

**(from Suite Bergamasque)**

**by Claude Debussy**

**Arranged by Carol Matz**



**About the MP3 Backing Tracks.....3**

**Student Resources**

MP3 Downloads.....4

Multimedia.....5

**About the Student Exploration Pages.....6**

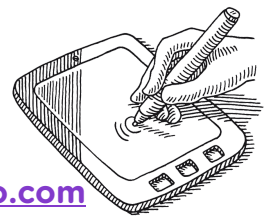
**Clair de lune.....7**

**LICENSE TERMS**

The materials in this PDF are licensed for use by **one piano studio** only. Teachers may print unlimited copies, but only for use with their own students. This PDF may not be resold or distributed, except as described above.


For inquiries, contact us at: **info@carolmatzpiano.com**

In addition to printing, this PDF may be loaded to a tablet (such as an iPad®) for use with apps that allow you to write on the music with a stylus or finger. For more information on this, refer to “**Using PDFs on Tablets**” in the FAQ section at [carolmatzpiano.com](http://carolmatzpiano.com)



[Click here](#) for tips on sharing the materials with your students!





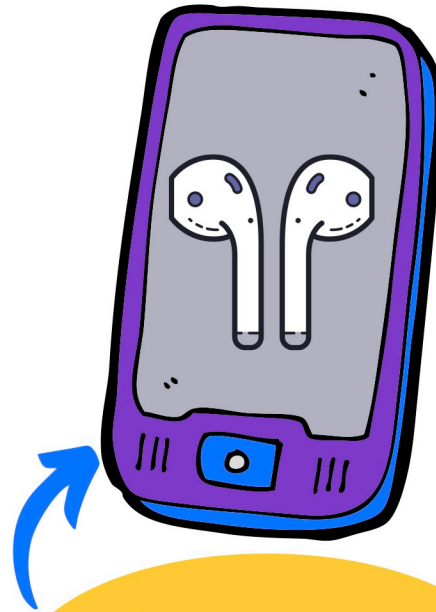
**Download the mp3s to a computer, import to iTunes®, then sync your device!** See page 3 for more info about the mp3 backing tracks and model performance recording.



### **Adjusting MP3 Tempos (Speed)**

To control the track tempos, import the MP3s to a device (mobile phone or tablet), and use an app that lets you vary the speed while keeping the same pitches. The free app "Amazing Slow Downer Lite" is recommend—available on the iTunes® store and Google Play.

## **STUDENT Resources**



**CLICK TO DOWNLOAD  
ALL BACKING TRACKS**



## **TRACK LISTING**

### **CLAIR DE LUNE (from Suite Bergamasque) / Intermediate**

1. Clair de lune ORCH Performance
2. Clair de lune ORCH Practice
3. Clair de lune PIANO

## MULTIMEDIA "Clair de lune" by Claude Debussy

**Clair de lune** is the third movement of French composer **Claude Debussy's** "Suite bergamasque," originally composed for solo piano in 1890.

"Clair de lune" means "moonlight" ("light of the moon") in French.




➔ Click the moon to hear a piano performance of "Clair de lune!"


### Awesome Versions of "CLAIR DE LUNE"

**Clair de lune** has been arranged by many people, for both concert performance and for use in movies and television.

Click to see two very different arrangements of "Clair de lune."



Small Orchestra



Saxophone Quartet

# About the Student **EXPLORATION PAGES**



The **Student Exploration Pages** are designed for students to dig deeper into their assigned piece, discover, and create!

With younger students, I recommend that teachers go through the activities with the student **during the lesson**.

The activities on these pages are designed to familiarize the student with various musical concepts, rhythmic figures, and/or patterns highlighted in each piece. To get the most out of the activities, I recommend having the student do them **before** learning the piece.

## Activities **INCLUDE:**

### **WARM-UP**



### **DISCOVER**



### **LISTEN**



### **CREATE**



# CLAIR DE LUNE

## Student EXPLORATION Page



### WARM-UP



1. Tap **hands separately** while counting out loud.  
Then, tap **hands together** while counting out loud.

2. Write-in the counts.  
Then, tap while counting out loud.

Write  
here:

### DISCOVER



- In **measures 1–7**, the RH notes are all which interval? \_\_\_\_\_

- **Measure 25** uses three different notes: C, E, and G.  
Write the note names in the music at measure 25.  
Then, circle the notes to be played by the RH.

- The second-to-last measure has a roll: 

Play the notes of the chord one-at-a-time  
**quickly**, from bottom to top, starting with the LH.

Play the last two measures of the piece!

Turn the  
page for the  
piece itself!



# Clair de lune (from Suite Bergamasque)

Claude Debussy  
Arranged by Carol Matz

**Andante**

*p* *expressively*

5 3 3 1 3 1

1 3 1 2

7 3 1 3 1

13 1 2 3 2 1 2

1 2 1 2 4 1 2 4

19 3 2 1 2 4 1 3 1 2 4 1

## BONUS ACTIVITY

### After Learning the Piece

## Student EXPLORATIONS, cont.

### CLAIR DE LUNE

**CREATE** Create an improvisation based on musical ideas from "Clair de lune"  
(From measures 52–53, etc.)



1. Play the measures below.

(3/8 time)

Use pedal!

Each measure uses a broken-chord pattern.  
The first measure uses a **C major** chord (C E G);  
the second measure uses an **E minor** chord (E G B).

2. Using the same broken-chord pattern, create an **improvisation** by choosing different chords. Below are some chords to choose from, although you may use any **major or minor triads** (3-note chords) you like!

Experiment with different chords, then **write** your chord choices in the 8 blank spaces below. You can repeat chords or use all different ones.

3. Play your creation! Be sure to hold the pedal, and change for each new chord.

\_\_\_\_\_

\_\_\_\_\_

\_\_\_\_\_

\_\_\_\_\_

#### Major and Minor Chords:

**C** = C E G      **Dm** = D F A

**F** = F A C      **Em** = E G B



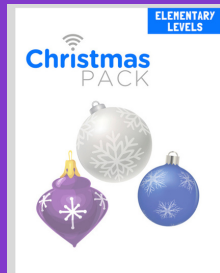
**G** = G B D      **Am** = A C E





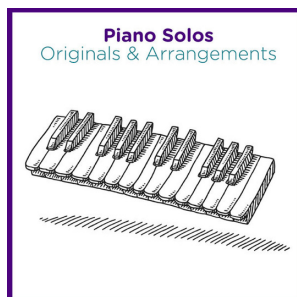
# Click below to discover more from Carol Matz!

Studio  
PACKS

Coming Soon!



carol matz's  
inter@ctive  
piano method®



[carolmatzpiano.com](http://carolmatzpiano.com)