

**INTERMEDIATE
LEVEL**



Studio
SINGLE

THE SWAN

(from Carnival of the Animals)

by Camille Saint-Saëns

Arranged by Carol Matz



About the MP3 Backing Tracks.....3

Student Resources

MP3 Downloads.....4

Multimedia.....5

About the Student Exploration Pages.....6

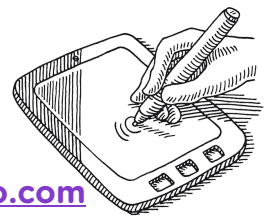
The Swan.....7

LICENSE TERMS

The materials in this PDF are licensed for use by **one piano studio** only. Teachers may print unlimited copies, but only for use with their own students. This PDF may not be resold or distributed, except as described above.


For inquiries, contact us at: info@carolmatzpiano.com

In addition to printing, this PDF may be loaded to a tablet (such as an iPad®) for use with apps that allow you to write on the music with a stylus or finger. For more information on this, refer to “**Using PDFs on Tablets**” in the FAQ section at carolmatzpiano.com



[Click here](#) for tips on sharing the materials with your students!





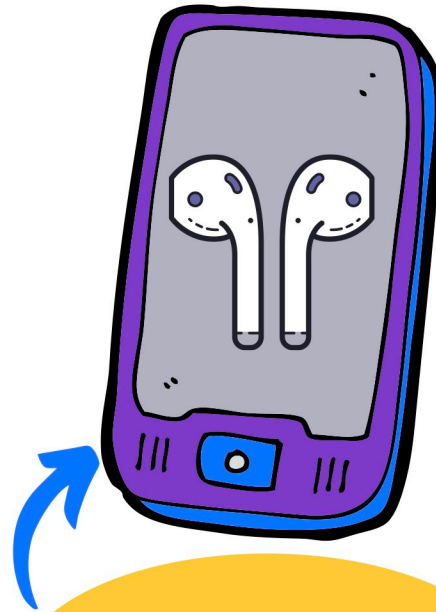
Download the mp3s to a computer, import to iTunes®, then sync your device! See page 3 for more info about the mp3 backing tracks and model performance recording.



Adjusting MP3 Tempos (Speed)

To control the track tempos, import the MP3s to a device (mobile phone or tablet), and use an app that lets you vary the speed while keeping the same pitches. The free app "Amazing Slow Downer Lite" is recommend—available on the iTunes® store and Google Play.

STUDENT Resources



**CLICK TO DOWNLOAD
ALL BACKING TRACKS**



TRACK LISTING

THE SWAN (from Carnival of the Animals) / Intermediate

1. The Swan ORCH Performance
2. The Swan ORCH Practice
3. The Swan PIANO

MULTIMEDIA **The Swan by Camille Saint-Saëns**

"**Carnival of the Animals**" is a suite (or set) of 14 pieces by the French composer **Camille Saint-Saëns**. Among these pieces, the most famous is "The Swan," written for piano and **cello**.


As you listen to the performance below, notice that the cello plays a smooth (legato) melody, like a swan gliding on a lake.



More from "CARNIVAL OF THE ANIMALS"

Aquarium

(video!)




Lion

Click the name of each animal to hear recordings of other pieces in the suite!

Kangaroo



Tortoise



Elephant

About the Student **EXPLORATION PAGES**



The **Student Exploration Pages** are designed for students to dig deeper into their assigned piece, discover, and create!

With younger students, I recommend that teachers go through the activities with the student **during the lesson**.

The activities on these pages are designed to familiarize the student with various musical concepts, rhythmic figures, and/or patterns highlighted in each piece. To get the most out of the activities, I recommend having the student do them **before** learning the piece.

Activities **INCLUDE:**

WARM-UP



DISCOVER



LISTEN



CREATE



THE SWAN

Student EXPLORATION Page



WARM-UP




1. Play 3 times, slowly. (Preparation for measures 5–8.)

LH



2. Play 3 times, slowly.
(Blocked chords from mm. 21–24.)



3. Play 3 times, slowly.
(Blocked chords from mm. 25–28.)



DISCOVER



- Compare the LH (broken) chords at **measure 29** with those at **measure 33**.
- Play the measures and listen for the difference! (Minor vs. major.)

Measures 29–30



Bb

Dm

* 2nd inversion

Measures 33–34



Bb

D

Turn the
page for the
piece itself!



The Swan (from Carnival of the Animals)

Camille Saint-Saëns
Arranged by Carol Matz

Moderately

The musical score is written for piano in 3/4 time. It consists of four systems of music, each with a measure number in a box at the beginning of the first staff. The first system starts with a piano (*p*) dynamic and a *legato* instruction. The second system begins with a mezzo-piano (*mp*) dynamic. The third system includes a *simile* instruction. The score features various musical notations including slurs, fingerings (1-5), and articulation marks. The left hand (LH) often plays a steady eighth-note accompaniment while the right hand carries the melodic line.

BONUS ACTIVITY

After Learning the Piece

Student EXPLORATIONS, cont.

THE SWAN

CREATE Create an improvisation based on musical ideas from "The Swan."
(From the introduction.)



1. Play the measures below.

This is a hand-over-hand **arpeggio** on a **C major chord**.

2. Using the same hand-over-hand arpeggio pattern, create an **improvisation** by choosing different chords. Below are some chords to choose from, although you may use any **major or minor triads** (3-note chords) you like!

Experiment with different chords, then **write** your chord choices in the 8 blank spaces below. You can repeat chords or use all different ones.

3. Play your creation! Be sure to hold the pedal, and change for each new chord.

Major and Minor Chords:

C = C E G **Dm** = D F A

F = F A C **Em** = E G B



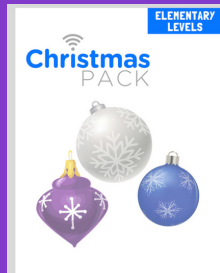
G = G B D **Am** = A C E

_____	_____	_____	_____
_____	_____	_____	_____



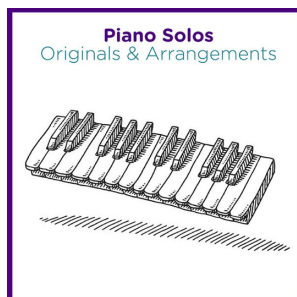



Click below to discover more from Carol Matz!

Studio
PACKS

Coming Soon!



carol matz's
inter@ctive
piano method®



carolmatzpiano.com