

**ELEMENTARY  
LEVEL**

  
**Studio**  
SINGLE

**FANTASY-IMPROMPTU**  
**by Frédéric Chopin**

**Arranged by Carol Matz**



**About the MP3 Backing Tracks.....3**

**Student Resources**

MP3 Downloads.....4

Multimedia.....5

**About the Student Exploration Pages.....6**


**Fantasy-Impromptu.....7**

**LICENSE TERMS**


The materials in this PDF are licensed for use by **one piano studio** only. Teachers may print unlimited copies, but only for use with their own students. This PDF may not be resold or distributed, except as described above.


For inquiries, contact us at: [info@carolmatzpiano.com](mailto:info@carolmatzpiano.com)

In addition to printing, this PDF may be loaded to a tablet (such as an iPad®) for use with apps that allow you to write on the music with a stylus or finger. For more information on this, refer to "**Using PDFs on Tablets**" in the FAQ section at [carolmatzpiano.com](http://carolmatzpiano.com)



[Click here](#) for tips on sharing the materials with your students!





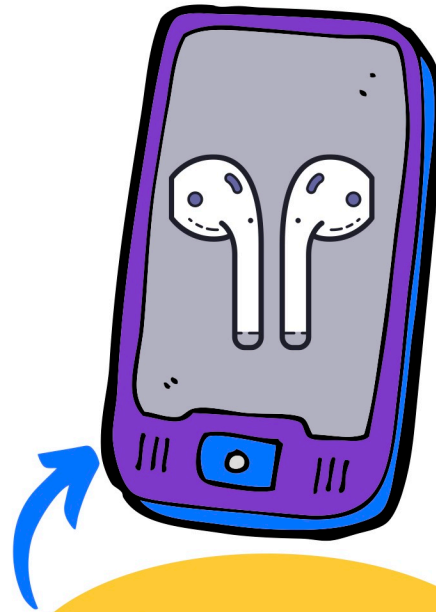
**Download the mp3s to a computer, import to iTunes®, then sync your device!** See page 3 for more info about the mp3 backing tracks and teacher duet recording.



### **Adjusting MP3 Tempos (Speed)**

To control the track tempos, import the MP3s to a device (mobile phone or tablet), and use an app that lets you vary the speed while keeping the same pitches. The free app "Amazing Slow Downer Lite" is recommend—available on the iTunes® store and Google Play.

## **STUDENT Resources**



**CLICK TO DOWNLOAD  
ALL BACKING TRACKS**



## **TRACK LISTING Fantasy–Impromptu / Elementary**

- 1. Fantasy-Impromptu ORCH Performance**
- 2. Fantasy-Impromptu ORCH Practice**
- 3. Fantasy-Impromptu DUET Practice**



## MULTIMEDIA Fantasy–Impromptu by Chopin

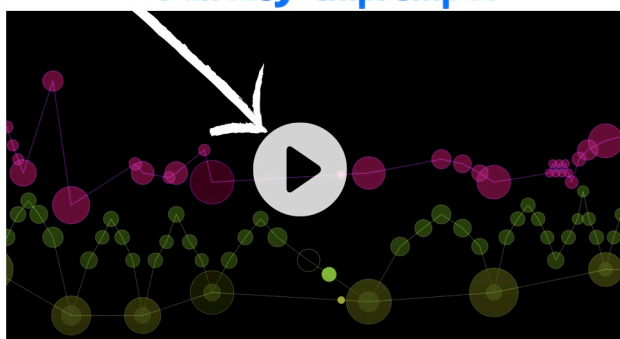


**Chopin** is famous for his **piano music**. In fact, ALL of his compositions (pieces) include the piano, and most of them are piano solos (pieces for one person).



Chopin had to leave his home city of **Warsaw, Poland** because of the Polish-Russian War. He moved to Paris and stayed there for many years, until he sadly died early at the age of 39 from tuberculosis.

Click for a video visualization of "Fantasy–Impromptu"




Wanna hear a LOT of notes? **CLICK** to hear the first part of Fantasy–Impromptu, which you did not have to learn!

### Chopin's PARIS .....

Chopin lived in Paris, France for about half of his life. He loved Paris and would take strolls through the city, especially the public **Tuileries Garden**.\*

This beautiful, long garden has a ferris wheel, a carousel, and wide pathways that lead to the **Louvre Museum** (home of the "Mona Lisa").

Click for a virtual stroll through the **Tuileries Garden in Paris**.



\* Pronounced "TWEE-leh-ree" Garden.

# About the Student **EXPLORATION PAGES**



The **Student Exploration Pages** are designed for students to dig deeper into their assigned piece, discover, and create!

With younger students, I recommend that teachers go through the activities with the student **during the lesson**.

The activities on these pages are designed to familiarize the student with various musical concepts, rhythmic figures, and/or patterns highlighted in each piece. To get the most out of the activities, I recommend having the student do them **before** learning the piece.

## Activities **INCLUDE:**

### **WARM-UP**



### **DISCOVER**



### **LISTEN**



### **CREATE**



# FANTASY-IMPROMPTU

## Student EXPLORATION Page

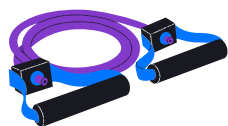


**WARM-UP** 1. Play the measures below 2 times. (Prepares for skips in measures 3-4 and 6.)



RH


2. Play the measures below 2 times. (Prepares for measure 12.)



RH

### DISCOVER



1. In measure 1 of the piece, the symbol *mp* tells you to play:  
**medium-loud** OR **medium-soft** (Circle one.)
2. A **slur** is a curved line that tells you to play **smoothly** (legato).  
Point to the slur in measures 1-4 of the piece.  
Can you find more slurs? Show them to your teacher!
3. At measure 14, circle this symbol: *rit.*  
This means to slow down little-by-little.
4. This is a **fermata**:  It means to hold the note **longer** than usual.  
Circle the 2 fermatas in the last measure of the piece.

Turn the  
page for the  
piece itself!



# Fantasy-Impromptu

Frédéric Chopin  
Arranged by Carol Matz

Moderately

# SAMPLE

Teacher Duet (Student plays *one octave higher.*)

Student **EXPLORATIONS**, cont.  
**FANTASY-IMPROMPTU**

**BONUS ACTIVITY**

**After Learning the Piece**

**CREATE** Compose a piece based on musical ideas from Chopin's "Fantasy Impromptu."



- Choose from the notes shown here:
- Small notes show the rhythm to use.
- Play your piece and give it a title!



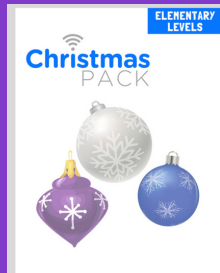
(Title): \_\_\_\_\_





# Click below to discover more from Carol Matz!

Studio  
PACKS

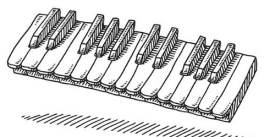
Coming Soon!



carol matz's  
inter@ctive  
piano method®



Piano Solos  
Originals & Arrangements



Piano Duets  
Originals & Arrangements



inter@ctive  
piano method  
Christmas  
Books



Additional Christmas  
Arrangements



[carolmatzpiano.com](http://carolmatzpiano.com)