

**INTERMEDIATE
LEVELS**



Christmas

PACK



CONTENTS

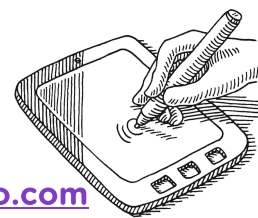
About the MP3 Backing Tracks.....	3	Hark! The Herald Angels Sing.....	13
Multimedia Kit.....	4	Silent Night.....	17
Teacher Resources.....	5	Hallelujah Chorus.....	21
Student Resources.....	6	O Holy Night.....	25
About the Student Exploration Pages.....	12	What Child Is This?.....	31

LICENSE TERMS


The pieces in this PDF are licensed for use by one piano studio only.
Teachers may print unlimited copies, but only for use with their own students.
This PDF may not be resold or distributed, except as described above.

For inquiries, contact us at: info@carolmatzpiano.com

In addition to printing, this PDF may be loaded to a tablet (such as an iPad®) for use with apps that allow you to write on the music with a stylus or finger. For more information on this, refer to "**Using PDFs on Tablets**" in the FAQ section at carolmatzpiano.com



[Click here](#) for tips on sharing the materials with your students!





Christmas PACK

Intermediate Levels

MULTIMEDIA KIT

Teacher & Student Resources



Christmas Pack Intermediate Levels

TEACHER Resources



Teaching Tips Video

To view the full **Teaching Tips Video**, click the play button to the left.

To **jump directly** to any piece's video segment, click on its blue timestamp "**(0:00)**" at the bottom of the page.

Included in the following pages:


- **MP3 backing tracks** and **model recordings**
- **Videos, sound files, maps, text, images**—all related to each piece, covering music history, composer information, and more.
- **Student Exploration Pages**, designed to dig deeper, discover, and create!

Internet access is required
for the embedded links
(MP3s, videos, etc.)

SAMPLE

Jump directly to any video!

- **Hark! The Herald Angels Sing** (X:XX) (Late Elem./Early Intermediate)
- **Silent Night** (X:XX) (Early Intermediate)
- **Hallelujah Chorus** (X:XX) (Early Intermediate)
- **O Holy Night** (X:XX) (Early Int./Intermediate)
- **What Child Is This?** (X:XX) (Intermediate)



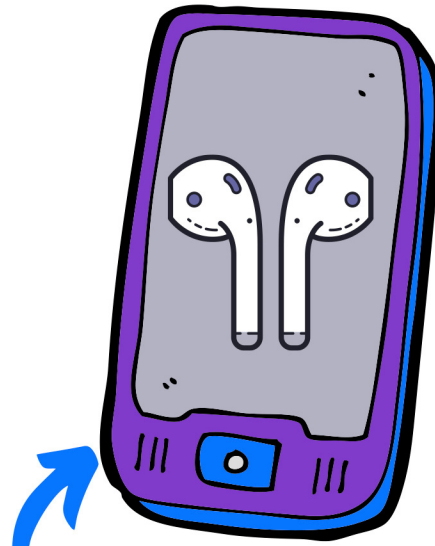
Download the mp3s to a computer, import to iTunes®, then sync your device! See page 3 for more info about the mp3 backing tracks and teacher duet recordings.



Adjusting MP3 Tempos (Speed)

To control the track tempos, import the MP3s to a device (mobile phone or tablet), and use an app that lets you vary the speed while keeping the same pitches. The free app "Amazing Slow Downer Lite" is recommend—available on the iTunes® store and Google Play.

STUDENT Resources



**CLICK TO DOWNLOAD
ALL BACKING TRACKS!**

S A M P L E



TRACKS Christmas Pack / Intermediate Levels

- | | |
|---------------------------------------|---|
| 1. Hark! The Herald ORCH Performance | 10. O Holy Night ORCH Performance |
| 2. Hark! The Herald ORCH Practice | 11. O Holy Night ORCH Practice |
| 3. Hark! The Herald PIANO | 12. O Holy Night PIANO |
| 4. Silent Night ORCH Performance | 13. What Child Is This ORCH Performance |
| 5. Silent Night ORCH Practice | 14. What Child Is This ORCH Practice |
| 6. Silent Night PIANO | 15. What Child Is This PIANO |
| 7. Hallelujah Chorus ORCH Performance | |
| 8. Hallelujah Chorus ORCH Practice | |
| 9. Hallelujah Chorus PIANO | |

HALLELUJAH CHORUS (from Handel's "Messiah")



(Look at that wig on Handel!)

"Hallelujah Chorus" is from a larger composition called "Messiah," written by [Baroque](#) composer **George Frideric Handel**.

"Messiah" is an **oratorio**—a large-scale composition written for an orchestra, choir, and solo singers. Unlike opera, there are no props or costumes, just lots of awesome singing.


Listen to more music by Handel

CLICK to hear an
excerpt from
[Royal Fireworks
Music](#)

CLICK to hear
an excerpt
from [Water
Music](#)

**World's Largest
VIRTUAL Hallelujah Chorus!**

SAMPLE



The Mormon Tabernacle Choir sings "Hallelujah Chorus" with over 2,000 people around the world singing virtually from videos uploaded to YouTube!



Copyright 2021 by Carol Matz
All Rights Reserved

O HOLY NIGHT by Adolphe Adam/John S. Dwight




The popular "O Holy Night" is a French carol, also known as "Cantique de Noël." It has been recorded by many famous singers, including Josh Groban, Celine Dion, Martina McBride, and Mariah Carey.

[Click to hear Mariah Carey's version!](#)

The **Arena Chapel** is a small church in Padua, **Italy**. It features a series of **frescoes** (paintings on plaster) that show the "Life of the Virgin" and the "Life of Christ."

The frescoes were painted by Early Renaissance artist **Giotto** around 1305. They are considered to be Giotto's masterpiece!

This is a 360-degree video; click/tap and DRAG the screen for a tour of Giotto's Arena Chapel!



The City of Bethlehem

Bethlehem is known as the birthplace of Jesus. It was destroyed during the second century, but was rebuilt at the direction of Empress Helena, the mother of Constantine the Great. Helena also had the **Church of the Nativity** built (pictured here).

SAMPLE

About the Student **EXPLORATION PAGES**



The **Student Exploration Pages** are designed for students to dig deeper into their assigned piece, discover, and create!

With younger students, I recommend that teachers go through the activities with the student **during the lesson**.

The activities on these pages are designed to familiarize the student with various musical concepts, rhythmic figures, and/or patterns highlighted in each piece. To get the most out of the activities, I recommend having the student do them **before** learning the piece.

Activities **INCLUDE:**

WARM-UP



DISCOVER



LISTEN



CREATE



HARK! THE HERALD ANGELS SING


Student **EXPLORATION** Page




WARM-UP



- 1.** Practice these **LH 3rds** slowly. Try to play legato (smoothly).



- 2.** Play slowly 3 times. Try to play legato (smoothly).



DISCOVER



- 1.** Put a checkmark (✓) under each measure that has **LH 3rds**.
- 2.** Put a star (✱) over 2 measures that have **RH 5ths**.
- 3.** Above measure 3, write the letter names of the 3 notes in the **G major chord**.
- 4.** See measure 1 below, with the counts written-in. Write-in the counts for this rhythm at measures 5, 7, and 13.



LEFT
SIDE

Silent Night

Words by Joseph Mohr

Music by Franz Grüber

Arranged by Carol Matz

Moderately

p *legato*

Si - lent night,

ho - ly night,

all is

calm,

all is bright

'round yon Vir - gin Moth - er and Child.

mf

ped. simile

SAMPLE

5 2 1

4 2

2 1

5 1

2

5 1

2 1

5 1

3

4 2

2 1

5 2 1

5 2 1

BONUS ACTIVITY

After Learning the Piece

Student EXPLORATIONS, cont.

SILENT NIGHT

CREATE Compose a piece based on musical ideas from "Silent Night."



- Choose melody notes from the following:
- The small notes above the RH show the rhythm to use for your melody.
- Play your piece, and finish the title!



(Title): _____ **Night**

The musical score for 'The Rose Tree' is presented in a two-staff format. The key signature is one sharp (F#), and the time signature is 2/4. The melody is written in the treble clef, and the bass line is in the bass clef. The score consists of four measures. The first measure contains a quarter note G4 and a quarter note E4. The second measure contains a quarter note F#4 and a quarter note D4. The third measure contains a quarter note E4 and a quarter note C4. The fourth measure contains a quarter note D4 and a quarter note B3. The bass line consists of a single note G3 in the first measure, followed by a single note E3 in the second measure, and a single note C3 in the third measure. The fourth measure contains a single note B2. The score concludes with a double bar line.

O HOLY NIGHT

Student EXPLORATION Page



WARM-UP 1. Practice the music below slowly. (From measures 1–4.)



2. Practice the music below slowly. (From measures 6–10.)



3. Play 3 times.



DISCOVER



★ In Warm-Up 1, the RH plays an **F major 1st inversion** in measure 1. Name the inversion played in measure 2.

★ In Warm-Up 3, write **I** or **IV** under the first three chords.

★ In Warm-Up 3, what is the last chord? _____ inversion



SAMPLE

LEFT
SIDE

0 Holy Night

Words by John S. Dwight

Music by Adolphe Adam

Arranged by Carol Matz

Moderato

mp

1 2

1 3 5 1 2

1
5

2
4

over

2
4

5

3 1

2

O ho - ly night! The stars are bright - ly

5 3

2

8

2 5

shin - ing. It is the night of the

5 2

11

2

5

1

2 LH over

SAMPLE

WHAT CHILD IS THIS?

Student EXPLORATION Page



WARM-UP



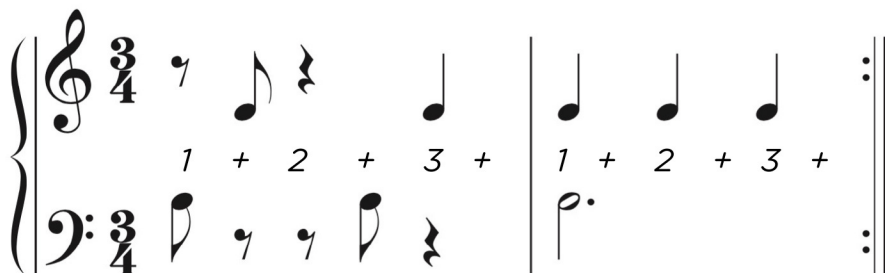
PRO TIP:

Before playing in swing rhythm, count 2 measures out loud!

1. Play this **E minor** 5-finger pattern with **swing 8th notes**! ("LONG-short")



2. Tap slowly, hands together. Count with (regular) **straight 8th notes**. Then, tap hands together while counting with **swing 8th notes**. Be sure to do a two-measure count-off out loud before starting!



SAMPLE

CREATE



Improvise using a chord pattern from the piece.
(From LH measures 9-10, etc.)



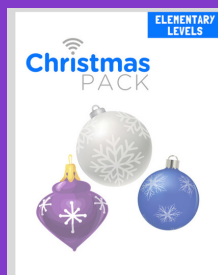


- Play the measures above, which form an **E minor chord**.
- Then, move down to play the pattern on a **D major chord**.
- Then, move down again to play the pattern on a **C major chord**.
- Explore with the pattern on as many chords as you like!








Click below to discover more from Carol Matz!

studio
PACKS



Coming Soon!

carol matz's
inter@ctive
piano method®



carolmatzpiano.com