

INTERMEDIATE LEVELS



Classics

PACK 1



Wolfgang Amadeus Mozart



Ludwig van Beethoven




CONTENTS

About the MP3 Backing Tracks2	Spring (from "The Four Seasons")12
Multimedia Kit3	In the Hall of the Mountain King16
Teacher Resources.....4	Andaluza (Granados)20
Student Resources.....5	Eine Kleine Nachtmusik26
About the Student Exploration Pages11	Debussy's Cakewalk32

LICENSE TERMS

The pieces in this PDF are licensed for use by one piano studio only. Teachers may print unlimited copies, but only for use with their own students. This PDF may not be resold or distributed, except as described above.

For inquiries, contact us at: info@carolmatzpiano.com



In addition to printing, this PDF may be loaded to a tablet (such as an iPad®) for use with apps that allow you to write on the music with a stylus or finger. For more information on this, refer to "Using PDFs on Tablets" in the FAQ section at

carolmatzpiano.com


Classics
PACK 1
Intermediate Levels

MULTIMEDIA KIT


Teacher & Student Resources



Classics Pack 1

Intermediate Levels

TEACHER Resources



Teaching Tips Video

Internet access is required
for the embedded links
(MP3s, videos, etc.)

To view the full **Teaching Tips Video**, click the play button to the left.

To **jump directly** to any piece's video segment, click on its blue timestamp "**(0:00)**" at the bottom of the page.

Included in the following pages:

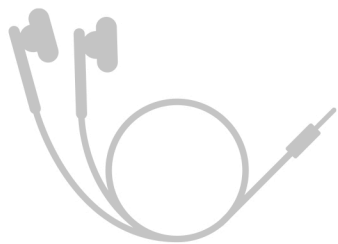
- **MP3 backing tracks** and **model recordings**
- **Videos, sound files, maps, text, images**—all related to each piece, covering music history, composer information, and more.
- **Student Exploration Pages**, designed to dig deeper, discover, and create!

SAMPLE

 **Jump directly to any video!**

- **Spring (from "The Four Seasons")** [\(1:54\)](#) Vivaldi (Early Intermediate)
- **In the Hall of the Mountain King** [\(8:07\)](#) Grieg (Early Intermediate)
- **Andaluza** [\(15:53\)](#) Granados (Intermediate)
- **Eine Kleine Nachtmusik** [\(19:43\)](#) Mozart (Intermediate)
- **Debussy's Cakewalk** [\(26:18\)](#) (Intermediate)

STUDENT Resources




Download the mp3s to a computer, import to iTunes®, then sync your device! See page 3 for more info about the mp3 backing tracks and model performance recordings.



Adjusting MP3 Tempos (Speed)

To control the track tempos, import the MP3s to a device (mobile phone or tablet), and use an app that lets you vary the speed while keeping the same pitches. The free app "Amazing Slow Downer Lite" is recommend—available on the iTunes® store and Google Play.



**CLICK TO DOWNLOAD
ALL BACKING TRACKS!**

SAMPLE



TRACKS Classics Pack 1 / Intermediate Levels

1. Spring ORCH Performance
2. Spring ORCH Practice
3. Spring PIANO
4. In the Hall Mt King ORCH Performance
5. In the Hall Mt King ORCH Practice
6. In the Hall Mt King PIANO
7. Andaluza ORCH Performance
8. Andaluza ORCH Practice
9. Andaluza PIANO
10. Eine Kleine ORCH Performance
11. Eine Kleine ORCH Practice
12. Eine Kleine PIANO
13. Debussy Cakewalk ORCH Performance
14. Debussy Cakewalk ORCH Practice
15. Debussy Cakewalk PIANO

ANDALUZA by Enrique Granados

(No. 5 from "12 Spanish Dances")

Enrique Granados (1867–1916) was a **Spanish** pianist and composer. His **12 Spanish Dances** and a collection of piano pieces called **Goyescas** are his most famous works. Goyescas (1911) is a set of six pieces inspired by [the paintings of Francisco Goya](#).



Check out this dude's mustache!

Click the map to explore!



Flamenco is a style of music and dance from Andalusia. It often includes guitar playing, singing, and hand clapping. Some flamenco singers play castanets to make rhythmic clicking sounds.

Click the photo to hear castanets!



Andalusia is a large region in southern Spain along the coast. It was ruled by the **Moors** (Muslim inhabitants of the area) from the 700s to the 1400s. Moorish architecture is on full display in Andalusia, with its famous arches and ornate geometric patterns in wood, stucco, and tiles.



Mosque-Cathedral of Córdoba, Spain.

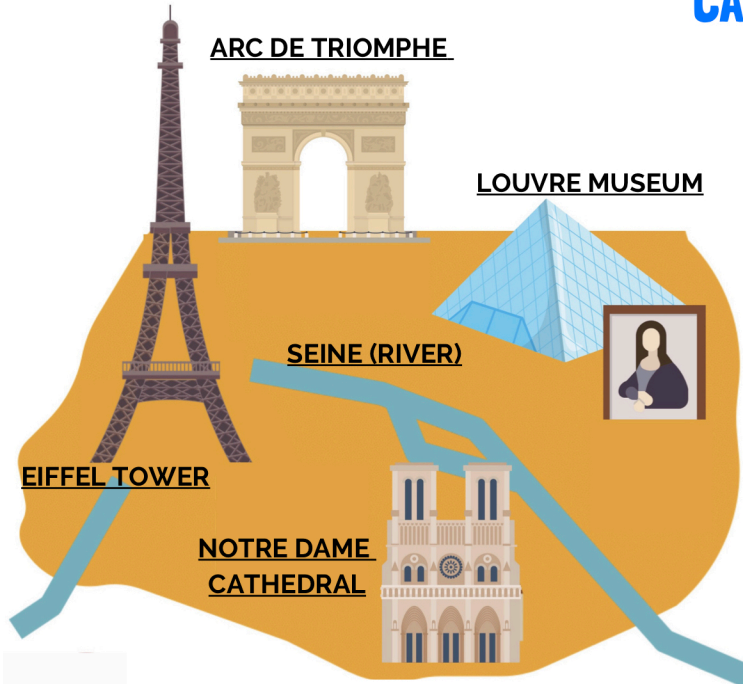


Carved stucco at the Alhambra palace, Granada, Spain.

CAKEWALK by Claude Debussy

Trust me...one day you must visit **Paris**—it's such a cool city! With so much history, famous artworks and monuments, there's lots to do and see!

French composer **Claude Debussy** (1862–1918) was born in Paris, where he also studied music and spent most of his life. Debussy ("DAY-byoo-SEE") often wrote music to express a certain atmosphere or mood, and "painted" shimmering images of nature. His pieces had titles like "Reflections in the Water" and "Mists."




Debussy's PARIS

[Click the name of each item on the map to learn more!](#)

Debussy wrote a collection of piano pieces called **Children's Corner**, about toys coming to life, including this playful "Cakewalk." The piece's original title, "Golliwog's Cakewalk," refers to a doll based on a character called the "Golliwog," which had physical features from the racist **blackface minstrel shows** of the time.

Because of the overt racism inherent in the Golliwog doll's imagery and reference, this author/publisher has chosen to title the piece simply, "Debussy's Cakewalk."

The **cakewalk** was a dance used in contests in which the winning couple was actually awarded a prize cake. These dance contests took place during the late 1800s on Black slave plantations in the southern United States.



[Click the painting](#) to hear how the works of the Impressionist painters (such as Monet) inspired Debussy.

About the Student **EXPLORATION PAGES**



The **Student Exploration Pages** are designed for students to dig deeper into their assigned piece, discover, and create!

With younger students, I recommend that teachers go through the activities with the student **during the lesson**.

The activities on these pages are designed to familiarize the student with various musical concepts, rhythmic figures, and/or patterns highlighted in each piece. To get the most out of the activities, I recommend having the student do them **before** learning the piece.

Activities **INCLUDE:**

WARM-UP



DISCOVER



LISTEN



CREATE



EINE KLEINE NACHTMUSIK

Student EXPLORATION Page



WARM-UP



- Clap the rhythm while counting out loud (from measures 9–10 of the piece). Then, clap while saying the words beneath the beats. Make up your own words to go with the rhythm!

Count: 1 e & a 2 e & a 3 e & a 4 e & a | 1 e & a 2 e & a 3 e & a 4 e & a

Cher - ries, wa-ter-mel-on, cher - ries, wa-ter-mel-on*

(Your idea)

*Challenge

Try using Mozart's name:

"Wolf-gang Am-a-de-us,
Wolf-gang Am-a-de-us"
(AHM-uh-DAY-iss)

SAMPLE

- Play the music below (based on measure 16 of the piece). In this pattern of 3rds, your hand moves DOWN on beat 3 of each measure. Continue the pattern down the keyboard as far as you'd like!

DISCOVER



- The opening measures of the piece outline two different chords. Can you identify these chords?

Name the chord:

Name the chord:

LEFT
SIDE

Eine Kleine Nachtmusik (First Movement)

Wolfgang Amadeus Mozart
Arranged by Carol Matz

Quickly

Musical notation for measures 1-3. The piece is in 4/4 time with a key signature of one sharp (F#). The first system consists of three measures. The treble clef part begins with a forte (*f*) dynamic. Fingerings are indicated: measure 1 (2, 1), measure 2 (2, 4), and measure 3 (5). The bass clef part has fingerings: measure 1 (3), measure 2 (5), and measure 3 (1, 2). Accents (>) are placed over the first notes of each measure in both staves.

Musical notation for measures 4-6. Measure 4 is marked with a box containing the number 4. The treble clef part features a melodic line with slurs and fingerings (2, 3, 3, 3, 5, 2). The bass clef part has fingerings (3, 2) in measure 4 and a series of chords in measures 5 and 6, with fingerings (1, 3, 5) and (1, 2) respectively. The dynamic is mezzo-forte (*mf*).

SAMPLE

Musical notation for measures 7-9. Measure 7 is marked with a box containing the number 7. The treble clef part continues the melodic line with slurs and fingerings (4, 3, 2, 1). The bass clef part consists of chords with fingerings (3, 5) in measure 9.

Musical notation for measures 10-12. Measure 10 is marked with a box containing the number 10. The treble clef part has fingerings (1, 4, 2) and slurs. The bass clef part has fingerings (3, 5) in measure 10 and chords with fingerings (4, 2) in measures 11 and 12. The dynamic is piano (*p*).

BONUS ACTIVITY
After Learning the Piece

Student EXPLORATIONS, cont.
EINE KLEINE NACHTMUSIK

CREATE Compose a piece based on musical ideas from "Eine Kleine Nachtmusik."



- Choose melody notes from the following: **D E F# G A**
- The small notes above the RH show the rhythm to use for your melody.
- Play your piece, and give it a title!

(Title): _____

Quickly

5 4 5 5

4 5 5 4 5

5 4 5

SAMPLE