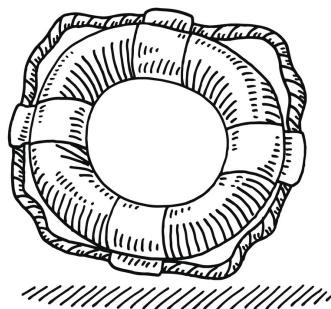


# Is Your Child New to the Interactive Piano Method?



Check Out This Easy-to-Use  
**Parent Info Guide!**



# All of the online activities and digital downloads carefully correspond to each unit in the Lesson Book.

The diagram illustrates the digital resources available for Unit 9. On the left, a snippet of musical notation is shown with a first ending bracket labeled '1' and '8va'. Below this, a box titled 'Do Unit 9 Online' contains a list of resources: 'Performance Pieces', 'Activity Sheet', and 'Technique Pages'. A red circle highlights the 'Activity Sheet' option, with a red arrow pointing from it to a collection of 'Supplemental PDFs' at the bottom. To the right, a section titled 'Online Activities' displays four interactive digital activity cards. These cards include various musical exercises, such as identifying dynamics (p, f, mf), matching notes to a keyboard, and other interactive tasks. A red arrow also points from the 'Do Unit 9 Online' box to the 'Online Activities' section.


**Do Unit 9 Online**

- ☐ Performance Pieces
- ☒ Activity Sheet
- ☐ Technique Pages

**Online Activities**

**Supplemental PDFs**

## Students can log in during their lesson...



from your computer or tablet...

## ...and at home!

# Login to Access ALL the Materials!



HOME ABOUT THE METHOD METHOD LEVELS HOW IT WORKS TEACHER RESOURCES SHOP MY ACCOUNT

## MY ACCOUNT

Online Materials & Activities Lesson Books / Downloads Manage Students Orders Addresses Payment Methods Account Details Logout

Hello Carol Matz (not Carol Matz? Log out)

From your account dashboard you can view your recent orders, manage your shipping and billing addresses, and edit your password and account details.

### Online Materials and Activities

Click on a level below to access the online activities.



Level 1A



Level 1B



Level 2A



Level 2B



Level 3



Level 4


## After Clicking on Any Level:

### LEVEL 1B

I Need Some Help!

My Progress

MP3 Albums



Welcome to the Interactive Piano Method®, Level 1B!

Click the STUDENT INFO button to learn about the online activities.  
Click on the links below to access the Unit Dashboards  
containing all of the Online Activities.

STUDENT INFO

DOWNLOAD THE SUPPLEMENTAL PDF

- Activity Sheets
- Performance Pieces
- Technique
- Pro Piano Skills, etc.

Click each unit to access  
the Online Activities!

Unit 1

Unit 3

Unit 2

Unit 4

# Downloading the MP3s

## How to Get MP3s Onto Your Device

**Easiest  
Way!**

**Download to a computer, import to iTunes®, then sync your device.**

- Each mp3 album downloads as a .zip file. Double-click to unzip. Windows 10 users: right click and select Extract All.
- Drag the unzipped folder from your desktop right onto the iTunes® window. Or, choose File > Add to Library or Add Folder to Library, locate the file or folder, then click Open.
- Connect your device to the computer and sync, which copies the mp3s to your device's iTunes® Library.

*Note: The only way mp3s can be added to iTunes® is by syncing your device.*

**Pro Tip:** Create a playlist for each album so all the mp3s can be easily accessed.

**FOR MORE INFO, CLICK THE LINKS BELOW:**

- **How It Works / FAQ**
- **Parent Info**
- **Using Music PDFs on Tablets**

## Still Have Questions?

Email me directly!

**carol@carolmatzpiano.com**

