


Aim for playing with the metronome set at ♩ = 132.




1. *mf*

5


Aim for playing with the metronome set at ♩ = 138.
Practice hands together.

2. *mf*

5

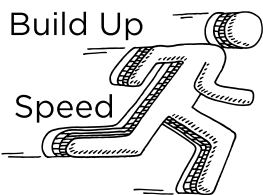


Aim for playing with the metronome set at ♩ = 132.



Musical score for the first section, featuring piano chords and fingerings. The score is in 4/4 time and includes the following chords and fingerings:

- Measure 1: **mp** I (Fingerings: 5 3 1 in treble, 1 3 5 in bass)
- Measure 2: IV (Fingerings: 5 3 1 in treble, 1 2 5 in bass)
- Measure 3: I (Fingerings: 5 3 1 in treble, 1 3 5 in bass)
- Measure 4: V7 (Fingerings: 5 4 1 in treble, 1 2 5 in bass)
- Measure 5: I (Fingerings: 5 3 1 in treble, 1 3 5 in bass)



Practice *hands separately*.

As you build up speed, check off each metronome marking.

Metronome markings for practice:

- LH RH ♩ = 66 **Moderately slow**
- LH RH ♩ = 96 **Moderato**
- LH RH ♩ = 126 **Allegro**


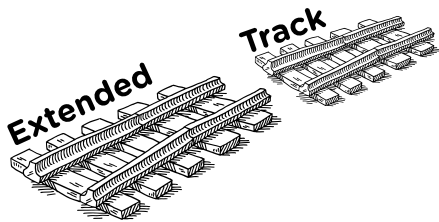
Musical score for the second section, featuring eighth-note patterns and chords. The score is in 4/4 time and includes the following chords and fingerings:

- Measure 1: **mf** I (Fingerings: 1 3 5 3 in treble, 5 3 in bass)
- Measure 2: IV (Fingerings: 1 3 5 3 in treble, 1 3 in bass)
- Measure 3: I (Fingerings: 1 3 5 3 in treble, 5 2 in bass)
- Measure 4: V7 (Fingerings: 1 3 5 3 in treble, 1 2 in bass)


Musical score for the third section, featuring eighth-note patterns and chords. The score is in 4/4 time and includes the following chords and fingerings:

- Measure 1: I (Fingerings: 1 3 5 3 in treble, 5 3 in bass)
- Measure 2: IV (Fingerings: 1 3 5 3 in treble, 2 in bass)
- Measure 3: I (Fingerings: 1 3 5 3 in treble, 3 in bass)
- Measure 4: V7 (Fingerings: 1 4 5 3 in treble, 5 2 in bass)
- Measure 5: I (Fingerings: 1 3 5 3 in treble, 5 3 in bass)

* 2 eighth notes per click




Warm-Up



Practice hands separately.

1.

Chords



Circle all the B♭'s and E♭'s in the music.
 Practice hands separately, then hands together.

2.

Circle all the B♭'s and E♭'s in the music.
 Practice hands separately, then hands together.

3.