

E Natural Minor Scale

Practice hands separately, then hands together.

E Harmonic Minor Scale

Practice hands together.



E Melodic Minor Scale


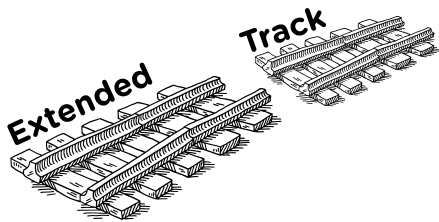
- ✓ Going **UP**, raise the 6th and 7th notes of the natural minor scale by a half step.
- ✓ Coming **DOWN**, lower the 6th and 7th notes back down.

raised 6th and 7th going up

1 23 1 2 3 45

Practice hands separately, then hands together.

Key of E Minor (1 sharp)



E Minor

Practice hands separately.

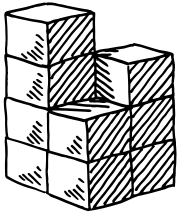
5



Power Play

Play the exercise hands together.

Chords



In measures 6-8, finish labeling the *root* position, *1st* inversion, and *2nd* inversion chords. Then, practice hands together.

5

i *root*

1 3 5

1 3 5

1 3 5



Power Play

Play the exercise in **D minor** and **A minor**.