




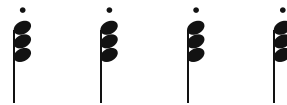
Chord Review

Key of E Minor

i iv V7 C B



- ✓ Practice the RH melody.
- ✓ Play the **Chord Review** with your LH. Then, play all the chords in the lead sheet.
- ✓ Play the lead sheet hands together. Each time you see a chord symbol, play and hold a blocked chord with your LH while your RH plays the melody.
- ✓ Finally, play hands together using the following **LH RHYTHM PATTERN**:




St. James Infirmary

Traditional

Moderately, with swing (♩ = $\overline{\underline{\underline{\text{♩}}}}$)





Improvisation

Latin Rock Improv



This improvisation uses a scale (or *mode*) called **DORIAN** (DORE-ee-in). It is the same as a natural minor scale, but the 6th note is raised a half step. Play this dorian scale:

D Dorian Scale

For this Latin rock improvisation, you'll use **LICKS** from the dorian scale.

Q A **LICK** is a common pattern, phrase, or other short musical idea used during improvisation. Musicians practice different licks and then link them together, along with other ideas they come up with while improvising.

Practice these licks until you can play them from memory.

How to Use the Licks

Think of these licks as starting points for your improvisation. Play different combinations of the licks you learned. For example:

- ✓ play each lick twice in order = **1 1 2 2 3 3 4 4**
- ✓ play each lick once in order = **1 2 3 4**
- ✓ experiment by mixing up the order = **3 3 1 2 4 4 etc.**

Next, make changes to the licks and/or add your own ideas. For example:

Lick 1 - same rhythm, different notes

Lick 2 - same notes, different rhythm

(Student part, continued)

Improvise!

Use the licks you learned and feel free to add some of your own ideas! As your teacher starts playing the accompaniment, *feel the beat of the music*. Start playing whenever you're ready!

Latin Rock Improv

Teacher Duet




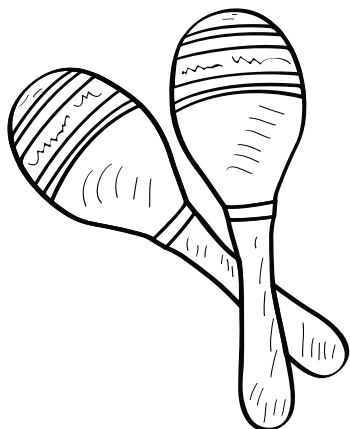
(Student notes)


Teacher Duet (Student plays *higher than the teacher*.)

Moderately fast (even 8ths)

Dm⁹ **G13**

3 **Dm⁹** **G13** *repeat ad lib.*





Composition

Not Scared of Scherzos!

A **SCHERZO** (SCARE-tsoh) is a light, playful piece. Compose a scherzo in $\frac{6}{8}$ time.

- ✓ First, write in all of the LH chords. Use the same rhythm pattern as measure 1, and follow the Roman numerals given.
- ✓ Complete the RH melody by choosing notes from the **E minor scale**. The small notes above each measure tell you the rhythm to use.
- ✓ Add *slurs*, *staccatos*, and *dynamics* to make your scherzo light and playful.
- ✓ Play your scherzo, and add a title.

Scherzo

By _____

Allegro

(dynamic)

$\frac{1}{3}$ $\frac{3}{5}$ i iv i V7

Key of
E Minor

to Coda $\text{\textcircled{C}}$

5

i iv i V7 i

9

(dynamic)

iv i V7

12

i iv i

15

D.C. al Coda

V7

Coda

(no chord) 1 (dynamic)