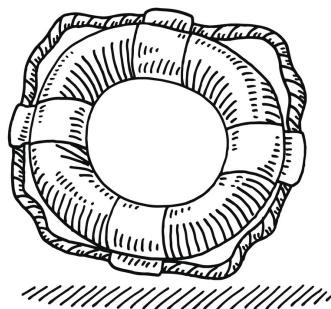


Is Your Child New to the Interactive Piano Method?



Check Out This Easy-to-Use
Parent Info Guide!



Login to Access ALL the Materials!

Login here!

MY ACCOUNT

Online Materials and Activities

Lesson Book Downloads

Manage Students

Orders

Addresses

Payment Methods

Account Details

Logout

Hello Carol

Access all materials here!

From your account dashboard you can view your recent orders, manage your shipping and billing addresses, and edit your password and account details.

Online Materials and Activities

Click on a level below to access the online activities.



Level 1A



Level 1B



Level 2A



Level 2B



Level 3

Choose the dynamic sign you think best fits each animal below.

 <i>p</i> <i>f</i>	 <i>p</i> <i>f</i>
 <i>p</i> <i>mf</i>	 <i>mf</i> <i>f</i>

The faces below are all in spaces on the treble staff.
For each face, choose the correct letter name (F, A, C or G).

F A C E

Answer true or false.

 This guy is moving in a dynamic sign. (The sign for the least dynamic is...) <i>TRUE</i> <i>FALSE</i>	 This guy is moving in the same. (Just keep the line the sign is on!) <i>TRUE</i> <i>FALSE</i>
 This guy is in a "loud" sign. <i>TRUE</i> <i>FALSE</i>	 This guy is in the "loud" sign. <i>TRUE</i> <i>FALSE</i>

Choose the interval for each pair of colors.

2ND 3RD 4TH 5TH

Interactive piano method | 1A Performance Piece Unit 5
Page 1 of 2 (2nd sheet)
Purchased from [interactivemethod.com](#)
Unauthorized use is prohibited.

The Barber of Seville
Gioacchino Rossini (1792-1868)
Arranged by Carol Matz

Free Your Fingers!
(Count 1-2-3)
1.
2.

Winning Hand
1.
2.

All Together, Now...
3.

Interactive piano method | 1A Activity Sheet Unit 5
Page 1 of 2 (2nd sheet)
Purchased from [interactivemethod.com](#)
Unauthorized use is prohibited.

Dice Matching Game
For each music example below, add up the total number of beats. Then, draw a line connecting it to the correct number on the dice.

Interactive piano method | 2A Sight-Reading Unit 4
Page 1 of 2 (2nd sheet)
Purchased from [interactivemethod.com](#)
Unauthorized use is prohibited.

Free Your Fingers!
(Count 1-2-3)
1.
2.

Winning Hand
1.
2.

All Together, Now...
3.

Online Activities

PDFs

Performance Pieces,
Activity Sheets, Technique, & more!

After selecting a level, you'll reach the Main Level Page...



[HOME](#) [ABOUT THE METHOD](#) [METHOD LEVELS](#) [HOW IT WORKS](#) [FREE TEACHER RESOURCES](#) [SHOP](#) [MY ACCOUNT](#)

LEVEL 1B


[Online, Interactive Practice Log](#)

[Download all the MP3s](#)

[I Need Some Help!](#)

[My Progress](#)

[MP3 Albums](#)



Welcome to the Interactive Piano Method®, Level 1B!

Click the STUDENT INFO button to learn about the online activities.
Click on the links below to access the Unit Dashboards containing all of the Online Activities.

[STUDENT INFO](#)

[DOWNLOAD ALL LEVEL 1B PDFS](#)

[Click to download all the:](#)

- Performance Pieces
- Activity Sheets
- Sight-Reading, etc.

[Click each Unit to do the Online Activities](#)

[Unit 1](#)

[Unit 3](#)

[Unit 5](#)

[Unit 7](#)

[Unit 9](#)

[Unit 2](#)

[Unit 4](#)


[Unit 6](#)

[Unit 8](#)


[Unit 10](#)

(Note: this is a fairly large file; don't worry if it takes a couple minutes.)

All of the online activities
and digital downloads
carefully correspond to
each unit in the Lesson Book.



Students can log in
during their lesson...



...and at home!

Downloading the MP3s

How to Get MP3s Onto Your Device

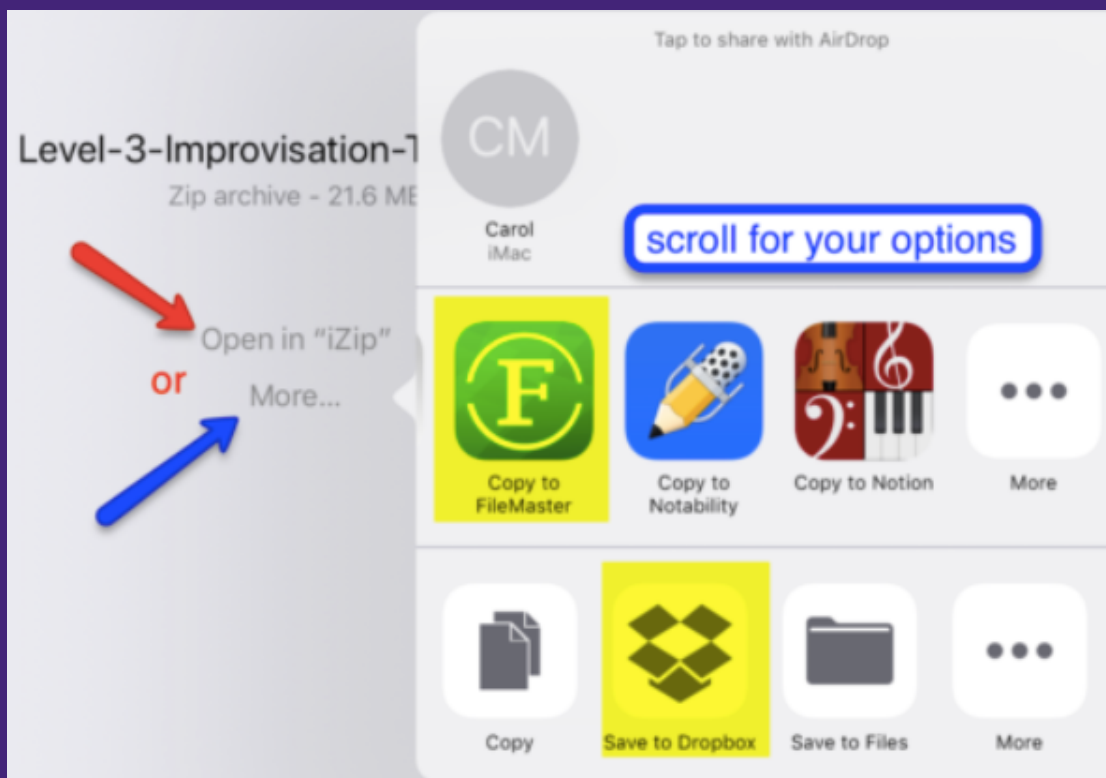
1. Download to a computer, import to iTunes®, then sync your device.

- Each mp3 album downloads as a .zip file. Double-click to unzip. Windows 10 users: right click and select Extract All.
- Drag the unzipped folder from your desktop right onto the iTunes® window. Or, choose File > Add to Library or Add Folder to Library, locate the file or folder, then click Open.
- Connect your device to the computer and sync, which copies the mp3s to your device's iTunes® Library.

Note: The only way mp3s can be added to iTunes® is by syncing your device.

2. Download directly to your device.

- Each mp3 album downloads as a .zip file. There are various apps that can unzip and play mp3s (for iPhone® / iPad® or Android), including: **iZip**, **FileMaster**, and **Dropbox**.
- When you click on an mp3 album, you will see this on your iPad®:



Some Helpful Links

Each link below is clickable:

- **How It Works**
- **Parent Info Page**
- **Using Music PDFs on Tablets**

Still Have Questions?

Email me directly!

carol@carolmatzpiano.com

