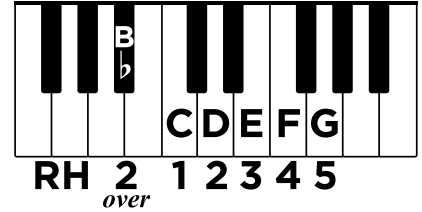



Improvisation

# Irish-Style Improv




This improvisation uses a scale with an awesome name: **MIXOLYDIAN** (MIX-oh-LID-ee-un). It is the same as a major scale, but the 7th note is lowered a half step. Play this mixolydian scale:



For this Irish-style improvisation, you'll use the *mixolydian scale* and *triplets*.

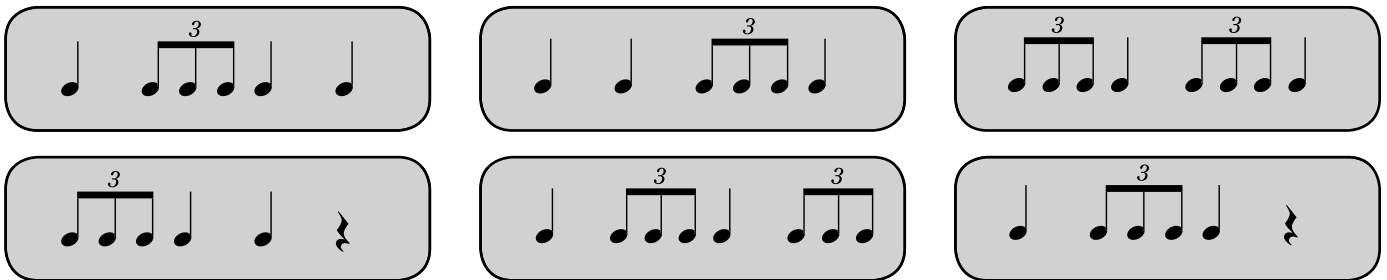
## Warm-Up

Play the music below. Count one measure out loud before you start.



- ✓ Choose one note from the keyboard diagram at the top, and play all the rhythm patterns below. Start counting out loud before playing, and be sure to swing the rhythms.

### Rhythm Patterns (all in 4/4)



- ✓ Then, choose two or three of the notes from the keyboard diagram. Play the rhythm patterns again switching between these notes. You may switch between these notes any way you like!
- ✓ Repeat the same steps using all 6 notes from the diagram.

**(Go on to next page!)**

(Student part, continued)

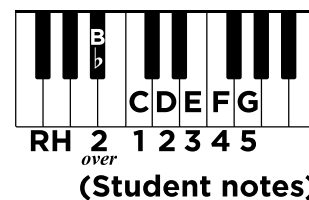
## Improvise!

Use some of the rhythm patterns you were given, and feel free to add some of your own ideas! As your teacher starts playing the accompaniment, *feel the beat of the music*. Start playing whenever you're ready!

**Hint:** Start with only one or two notes, and when you feel comfortable, slowly add in more notes.

# Irish-Style Improv

Teacher Duet



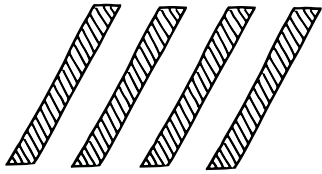
Teacher Duet (Student plays *higher than the teacher*.)

Moderately fast

\* C5

\* C5 =  
 C (no 3rd)

# Chord Charts



- ✓ Tap this rhythm with both hands, and repeat it several times without stopping.

(LH not staccato)

- ✓ Play that rhythm pattern with a RH C major triad and a LH single-note C.
- ✓ Use this rhythm pattern in each measure of the chord chart below. Change the chords and LH notes at each new chord symbol. When there are 2 chords in a measure, change to a new chord on the beat shown.

(Example)

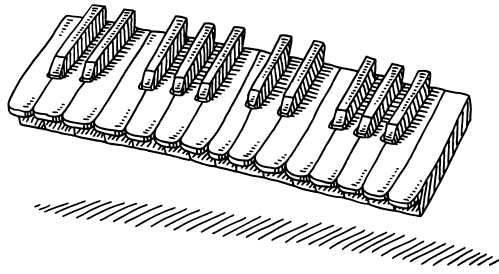
**NEW** → **Inversions**  
**F<sup>1</sup>** = A C F  
**G<sup>1</sup>** = B D G

# The Entertainer

Scott Joplin

Moderately

Play C hands together twice.



# The Entertainer

## Optional Teacher Part (Melody)

Moderately


Student starts here

4

8

11

14



## Composition

# Mix Things Up with Mixolydian

**Review:** The **MIXOLYDIAN** scale is the same as a major scale, but with the 7th note lowered a half step. Play this **G Mixolydian Scale**:



Compose a **JIG** (a lively dance) in  $\frac{6}{8}$  time.

- ✓ Complete the RH melody by choosing notes from the G Mixolydian Scale (**G A B C D E F G**) and writing them in measures 3-8. The small notes above each measure tell you the rhythm to use.
- ✓ Add *slurs*, *staccatos*, *dynamics*, and any other markings you like.
- ✓ Play your jig, and choose a name to complete the title.

\_\_\_\_\_ 's Jig

(any name)

By \_\_\_\_\_

**Allegro**

3

1

5

4

7

1. 2.