
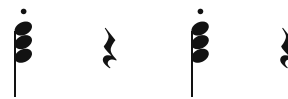




Chord Review



- ✓ Practice the RH melody.
- ✓ Play the **Chord Review** with your LH. Then, play all the chords in the lead sheet.
- ✓ Play the lead sheet hands together. Each time you see a chord symbol, play and hold the chord with your LH while your RH plays the melody.
- ✓ Finally, play hands together using this **LH RHYTHM PATTERN:**




When the Saints Go Marching In

Traditional

Quickly


N.C.*




5



10

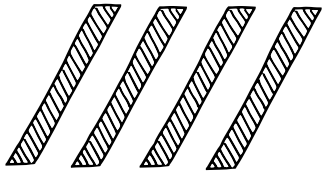


14

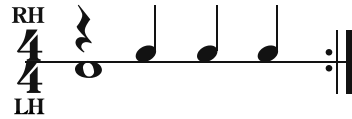


* N.C. = No Chord


Chord Charts



✓ Tap this rhythm with both hands, and repeat it several times without stopping.



✓ Play that rhythm pattern with a RH C major triad and a LH single-note C:



✓ Use this rhythm pattern in each measure of the chord chart below. Change the chords and LH notes at each new chord symbol. This is called **COMPING**.


America the Beautiful

Traditional

Moderately

Singer/ Teacher:	C	G	C
	/ / / /	/ / / /	/ / / /
Oh beautiful	for	spacious skies, for	amber waves of grain, for
	G	D	G
/ / / /	/ / / /	/ / / /	/ / / /
purple mountain	majesties a -	bove, the fruited	plain. A -
C	G	C	
/ / / /	/ / / /	/ / / /	/ / / /
merica, A -	merica, God	shed His grace on	thee. And
F	C	G	C
/ / / /	/ / / /	/ / / /	◇
crown thy good with	brotherhood from	sea to shining	sea.

Play hands together and hold for four beats.

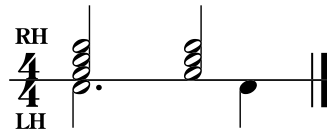


Composition

Be a Songwriter!

Write a song by using a chord chart.

- ✓ Choose one chord for each blank measure. Write the letter names of the chords you choose.
- ✓ Play as you select chords that sound good together. You may refer to the "Chord Cheat Sheet."
- ✓ Play your song using this rhythm pattern with RH triads and LH single notes:
- ✓ **Extra Credit:** While playing your chords, hum along to come up with a melody. You can even write **LYRICS** (words) and sing as you play!



Chord Cheat Sheet

C = C E G

D = D F# A

E = E G# B

F = F A C

G = G B D

A = A C# E

B = B D# F#

Dm = D F A

_____ (Song title.)

By _____

(Write.)

4/4 C Dm

/ / / / | / / / / | / / / / | / / / / |

/ / / / | / / / / | / / / / | G / / / / :|

:| C G / / / / | / / / / | / / / / | / / / / |

/ / / / | / / / / | / / / / | C / / / / :|