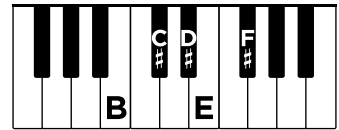


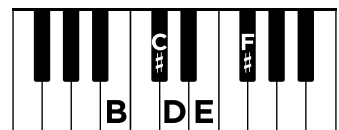
Play *hands separately* 2 times.
 Then, play *hands together* 3 times
 (playing slower if needed).

B Major 5-Finger Pattern



1. *mf* Step-ping up and step-ping down, then skip-ping all a - round.

B Minor 5-Finger Pattern



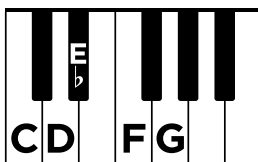
2. *mf* Step-ping up and step-ping down, then skip-ping all a - round.

Minor 5-Finger Patterns

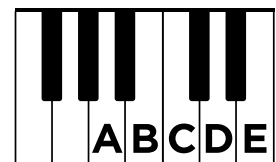
Practice these 5-finger patterns using the format above.
 Play *hands separately*, then play *hands together* 2 times.



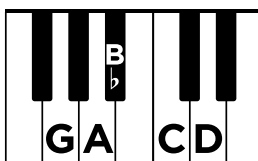
C Minor



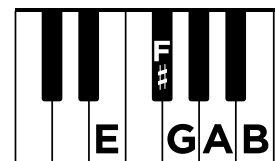
A Minor



G Minor



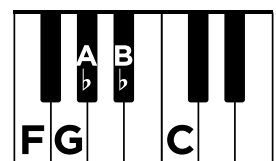
E Minor

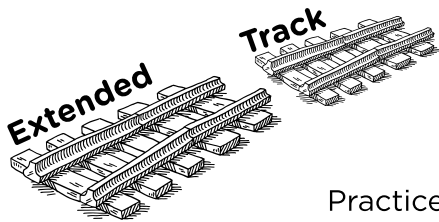


D Minor

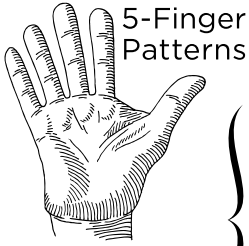


F Minor





Practice the 5-finger patterns at the bottom of the page 2 different ways:



1. hands separately, then hands together 2 times

2. hands separately, then hands together 2 times



Minor 5-Finger Patterns Starting on Black Keys

C-sharp Minor

E-flat Minor

G-sharp Minor

F-sharp Minor

B-flat Minor