

carol matz's inter@ctive piano method®

Lesson Books with Corresponding Online Materials

LEVEL 2B



Review Activities 2

Unit 1

Chord Review 4
Hand-Over-Hand Arpeggios 5
Papageno's Song (7ths) 6

Unit 2

Starfish Waltz (Waltz Pattern / *ff*) 8
On the Open C's (Low C and High C) 10
I Love Basketball! 11
Maple Leaf Rag 12

Unit 3

La Cinquantaine
(*D.C. al Fine* / E above Middle C) 14
Caprice 16

Unit 4

Pedal Changes 17
White Water Lily (*Moderato* / *pp*) 18
Message in a Bottle (Phrases / *Adagio*) 20

Unit 5

F Major Scale (Low F) 22
Liftoff! (Key of F Major) 23
Pizzicato Polka
(I, V, and V7 Chords in the Key of F) 24
Waiting for Sunrise (A below Middle C) 26

Unit 6

Dolphin Dance (*Allegro* / *molto rit.*) 28
Prince Igor ("Polovetsian Dance" Theme) 30

Unit 7

8th Rest and Single 8th Note 32
Skateboarding 33
Two Guitars 34

Unit 8

Dotted Quarter Note 36
Amazon Rainforest (Roll) 37
The Lorelei (Two Voices in One Hand) 38

Unit 9

Surf's Up!
(The IV Chord / Chord Progressions) 40
Brahms Waltz 41

Unit 10

Serenade for Strings
(Chord Progression in the Key of F) 42
Helicopter Ride 44
Stormy Ocean 45

Dictionary of Signs and Terms 48



Lesson Book 2B introduces
MEMORY CHALLENGES—
short memorization exercises
that appear at the bottom

of selected pieces. These are designed to help
students gradually build skills to learn how to
memorize music efficiently.



Circled fingering is used less frequently at this
level, reserved mainly for spots where there
may be an unexpected change of hand position.
Students are encouraged to circle fingering or add
more fingering if they find it helpful to do so.

Sevenths

The **INTERVAL** (distance) of a **7TH** goes across 7 letter names.



played separately or together






Papageno's Song

(from *The Magic Flute*)*

Wolfgang Amadeus Mozart (1756-1791)

Moderately



* In this Mozart opera, Papageno is a birdcatcher who has a magic flute. Follow the magic flutes! When practicing, be able to start from any of these places in the music.



Maple Leaf Rag

Scott Joplin (1868-1917)

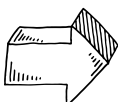
Quickly

First system of music (measures 1-4). The right hand (RH) plays a melody with fingerings 1, 1, 2. The left hand (LH) plays a bass line with fingerings 5, 1 3, 5, 1 2. The dynamic is *mf*.

Second system of music (measures 5-8). The right hand (RH) continues the melody with fingerings 1, 1, 2. The left hand (LH) continues the bass line with fingerings 5, 5, 1. The dynamic is *f*.

Third system of music (measures 9-12). The right hand (RH) plays a melody with fingerings 1, 2, 5, 4. The left hand (LH) plays a bass line with fingerings 2 over. The dynamics are *mp*, *f*, and *mp*.

Fourth system of music (measures 13-16). The right hand (RH) plays a melody with fingerings 1, 3, 5. The left hand (LH) plays a bass line with fingerings 1, 3, 5. The dynamic is *p*. The system includes a hand-over-hand arpeggio section labeled "RH 1" and "LH 5 8va".



Measures 13-16 are hand-over-hand arpeggios. Which chord is used? _____



Caprice

Nicolò Paganini (1782–1840)

Fast

5

9

Teacher Duet (Student plays *one octave higher*.)


Fast

5

9

8va

Do Unit 3 Online




- ☐ Performance Pieces
- ☐ Activity Sheet
- ☐ Technique Pages

New Note!

Middle C B A

2 ledger lines below the treble staff



Waiting for Sunrise

Moderato

5 1

5 1

5 1

1 5

1 5

5

1 4

9

under 1 4

over 4

mp

1 5

1 5

13

1

5

3 1

mf


p

pp

1 5

1 5

UNIT 6



New Tempo Marking

Allegro means *fast*.

Allegro

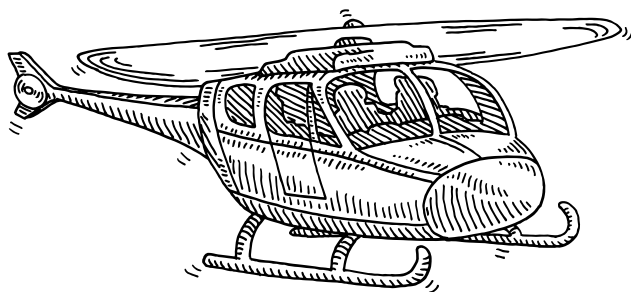
Dolphin Dance

First system of musical notation for the Dolphin Dance. The key signature is 3/4. The tempo marking is Allegro. The first measure is marked *p* (piano). The notation includes fingerings: 4, 2, 1 in the right hand and 4, 3, 1 in the left hand.

Second system of musical notation, starting at measure 5. The notation includes fingerings: 4, 2 in the right hand and 4, 2 in the left hand.

Third system of musical notation, starting at measure 9. The notation includes fingerings: 4, 2 in the right hand and 4, 3 in the left hand.

Fourth system of musical notation, starting at measure 13. The notation includes fingerings: 5, 3 in the right hand and 4, 2 in the left hand. The dynamic marking *mp* (mezzo-piano) is present.



Helicopter Ride


Moderato

Handwritten musical score for "Helicopter Ride". The score is in 4/4 time, key of B-flat major (two flats). It consists of three systems of music, each with a treble and bass staff joined by a brace. The first system starts with a *mf* dynamic. The second system starts with a boxed number 4 and a *f* dynamic. The third system starts with a boxed number 8 and a *ff* dynamic. The score includes various musical notations such as eighth notes, quarter notes, and half notes, along with fingerings (e.g., 5, 3, 1, 2, 3, 1) and accents (>). The piece concludes with a double bar line.

Teacher Duet (Student plays as written.)

Moderato

Handwritten musical score for "Teacher Duet". The score is in 4/4 time, key of B-flat major. It consists of two systems of music, each with a single bass staff. The first system starts with a *mp* dynamic and includes the instruction "8va lower throughout". The second system starts with a boxed number 8 and a *mf* dynamic. The score includes various musical notations such as eighth notes, quarter notes, and half notes, along with fingerings (e.g., 5, 3, 1, 3, 2) and accents (>). The piece concludes with a double bar line.



Stormy Ocean

Allegro

Handwritten musical score for "Stormy Ocean" in 4/4 time, marked **Allegro**. The score is written for piano (p) and includes dynamic markings **p** and **mf**. The piece consists of 10 measures, grouped into four systems of three measures each. The notation includes treble and bass staves, with various musical symbols such as notes, rests, and fingerings. The score is marked with measure numbers 1, 4, 7, and 10. The first system (measures 1-3) is marked **p**. The second system (measures 4-6) continues the **p** dynamic. The third system (measures 7-9) includes a crescendo hairpin and a **mf** marking. The fourth system (measures 10-12) continues the **mf** dynamic. The score includes various musical symbols such as notes, rests, and fingerings. The piece is marked with measure numbers 1, 4, 7, and 10. The first system (measures 1-3) is marked **p**. The second system (measures 4-6) continues the **p** dynamic. The third system (measures 7-9) includes a crescendo hairpin and a **mf** marking. The fourth system (measures 10-12) continues the **mf** dynamic.