


carol matz's inter@ctive piano method®

Lesson Books with Corresponding Online Materials

LEVEL 2A



Review Activities 2

Unit 1

Reveille (8th Notes)	4
3-D Movie	5
Surprise Symphony ($\frac{3}{4}$ Time Signature)	6
Two Crazy Butterflies (Natural Sign)	7

Unit 2

Underwater Fun (1st and 2nd Endings)	8
The T. Rex Dance	9
Coming Down the Track / Turn It Down (Crescendo and Diminuendo)	10
Nocturne	11
Hallelujah Chorus (6ths)	12

Unit 3

C Major Scale	13
Bowling Ball Boogie	14
I and V Chords / The V7 Chord	16
The Stars and Stripes Forever	17

Unit 4

What's That in the Water? (Thumb Crossings)	18
Backyard Birdhouse	18
What a Mess! (Whole Steps)	19
Flying Saucer (Pedal Markings)	19
Stargazing	20

Unit 5

Major Scale Pattern / G Major Scale	22
Major Scale Minuet	23
Humuhumunukunukuapua'a (Key of G Major)	24

Unit 6

Video Games (I, V, and V7 chords in the Key of G)	26
Spring (from <i>The Four Seasons</i>)	28

Unit 7

The Duke of York (Accidentals)	30
The Entertainer	32

Unit 8

My Flip-Flops (More About the D Chord)	34
Recycle!	34
Glide on the Ice	35
Fanfare	36
Seashore Rag (<i>a tempo</i>)	38

Unit 9

Major and Minor Chords / 5-Finger Patterns	40
Aladdin's Lamp	42

Unit 10

Spinning Spider	44
Viking Dragonship	46

Dictionary of Signs and Terms	48
-----------------------------------------	----



Level 2A includes **TECHNIQUE PAGES** as PDF downloads for selected units. These pages have exercises for scales, chords, cadences, strength, and dexterity. Each selected unit has a *Main Track* and an *Extended Track*. Students preparing for exams, certificates, and/or auditions should do both Tracks. For more information, see the PDF downloads.



The T. Rex Dance

Moderately slow

2
1

4

p

5

1 2 1

(dip over)

mf

get louder

f

5 3

1 2

7

1.

2.

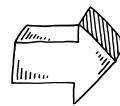
5 2

get softer

1

5

8va



Optional: play both hands
one octave lower throughout.
Omit the 8va on the last note.

Teacher Duet (Student plays as written.)

Moderately slow

8va both hands throughout

RH

LH

pp

4. 2.

5. 3.

4. 1.

4

1 4

1 3

2 4

7

1. 2. 3. 4.

5 2 1


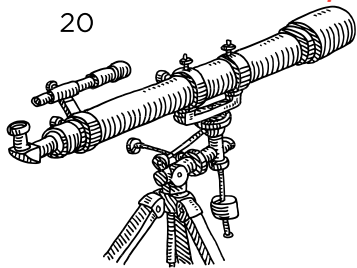
8va

mp

3

mf

1



Stargazing

Moderately

8va both hands—

RH 2

RH 2

(move down)

(move down)

Sheet music for the first system of "Stargazing". It features a treble and bass staff in 3/4 time. The right hand (RH) plays a melody starting on D4, moving up to F#4 and G#4, then down. The left hand (LH) plays a bass line starting on D3, moving up to F#3 and G#3, then down. A callout box indicates "LH plays stem-down notes on treble staff".

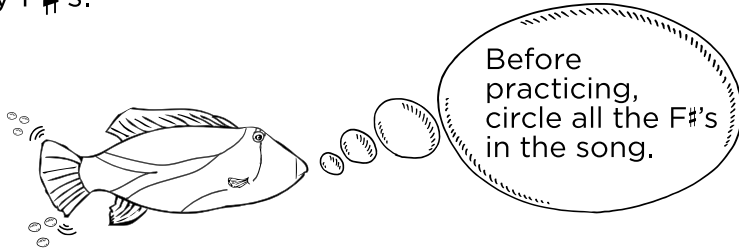
Sheet music for the second system of "Stargazing". It continues the melody from the first system. The right hand (RH) plays a melody starting on G#4, moving up to A4 and B4, then down. The left hand (LH) plays a bass line starting on D3, moving up to F#3 and G#3, then down. A callout box indicates "LH plays stem-down notes on treble staff".

Sheet music for the third system of "Stargazing". It includes lyrics: "Oh, have you looked thru a tel - e - scope? If We're in the Milk - y Way gal - ax - y; there's". The right hand (RH) plays a melody starting on D4, moving up to F#4 and G#4, then down. The left hand (LH) plays a bass line starting on D3, moving up to F#3 and G#3, then down. A callout box indicates "LH plays stem-down notes on treble staff".

Sheet music for the fourth system of "Stargazing". It includes lyrics: "not, then you're in for a real treat, I hope. one hun - dred BIL - LION more that you can't see!". The right hand (RH) plays a melody starting on D4, moving up to F#4 and G#4, then down. The left hand (LH) plays a bass line starting on D3, moving up to F#3 and G#3, then down. A callout box indicates "LH plays stem-down notes on treble staff".

Key of G Major

You learned that the G major scale has an F \sharp .
A piece **IN THE KEY OF G MAJOR** often has many F \sharp 's.



A piece in the key of G major has an F \sharp *at the beginning of each line of music.*

This is a **KEY SIGNATURE**:



This **G MAJOR KEY SIGNATURE** means to automatically play ALL the F's in the music as F-sharps.

Humuhumunukunukuapua'a*

Moderately fast

mf

Hu - mu - hu - mu - nu - ku - nu - ku - a - pu - a' - a, for

3 1 2 over 1

3 1 5

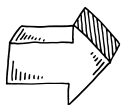
such a lit - tle fish, the name's so long!

5 1 2 1 5

f

Hu - mu - hu - mu - nu - ku - nu - ku - a - pu - a' - a, it

3



For ukulele chords, see the Performance Pieces download.

*HOO-moo-HOO-moo-
NOO-koo-NOO-koo-
AH-poo-AH-ah!

Teacher Duet (Student plays *one octave higher*.)

Moderately

RH

LH

mp-mf

1. 3 2 5 3 2

cresc.

4



Antonio Vivaldi (1678-1741)

Lively

4


7

3

Teacher Duet (Student plays *one octave higher*.)

Unit 6

Musical score for Unit 6, measures 4-7. The score is for a piano in G major, 4/4 time. It features a 'Lively' tempo marking. The right hand (RH) plays chords and eighth-note patterns, while the left hand (LH) plays a bass line with eighth notes and rests. Measure 4 starts with a forte (*mf*) dynamic. Measure 7 starts with a piano (*p*) dynamic. Fingerings are indicated by numbers 1-5. A box labeled '4' is above the RH staff in measure 4, and a box labeled '7' is above the RH staff in measure 7.



Aladdin's Lamp

Quickly

Aladdin finds the lamp.

1 2 3

p

Dm Chord 1 3 5

1 2 3

5

1 5 1

1 3

9

He rubs the lamp, waiting for the genie.

mf

5 3 1

5 4

5 4 3

13

5 4