


# carol matz's inter@ctive piano method®

Lesson Books with Corresponding Online Materials

LEVEL  
**1B**



## Review Activities..... 2

### Unit 1

My Fruit Smoothies (Legato / Slurs) .....	4
Popcorn & Ping Pong (Staccato) .....	5
Froggy Bottom .....	6
Monkey Jungle.....	7

### Unit 2

Half Steps and Sharps .....	8
Caterpillar to Butterfly and Shoo, Fly! .....	9
1812 Overture .....	10
Greek Folk Dance .....	11

### Unit 3

Take Me Out to the Ball Game (Flats).....	12
Auld Lang Syne .....	14
March Slav.....	15

### Unit 4

Snake Charmer (Treble A).....	16
St. Patrick's Day Parade (Fermata) .....	17
Orbiting Satellites (Treble B) .....	18
Thundershower .....	19

### Unit 5

Cherries and Slurred 3rds (Intervals / 2nds and 3rds) .....	20
La Cucaracha .....	21
Chopsticks .....	22
Banana Peel Blues and Blowing Bubbles... ..	23

### Unit 6

From My Window (Treble C).....	24
Snowflakes (Treble E) .....	25
School of Fish and Boomerang (Treble D).. ..	26
I'll Be an Astronaut (Treble F and G) .....	27

### Unit 7

Tree Swing (4ths).....	28
Boom, Boom! (Ain't It Great to Be Crazy?).. ..	29
X Marks the Spot (5ths) .....	30
Mexican Clapping Song ( <i>8va</i> higher) .....	31
Egyptian Dance ( <i>rit.</i> ).....	32
The Ants Go Marching (Accent).....	33
In the Hall of the Mountain King .....	34

### Unit 8

Blocked Chords and Broken Chords (C Chord).....	36
Donut Decisions! .....	37
Swaying Hammock .....	38
At the Video Arcade.....	39

### Unit 9

Pick-up Measures .....	40
Soccer Goal! (LH D above Middle C).....	41
Don't Want to Clean My Room ( <i>8va</i> lower) .	42
Electric Car (G Chord) .....	43

### Unit 10

Soaring Sailboats (Low G).....	44
Zipper's Stuck! (Low A and B) .....	45
Can-Can .....	46

Dictionary of Signs and Terms .....	48
-------------------------------------	----



# Monkey Jungle

Moderately

1

*mp*

Here in the jun - gle I'm thrilled to see mon - keys swing

4 4

6

2 1

grace - ful - ly tree to tree. Then, they start hop - ping from

*mf*

4

11


2 5

trunk to trunk, mak - ing the co - co - nuts fall. Ker - plunk!

*f*

4

## Do Unit 1 Online



- ☐ Performance Pieces
- ☐ Activity Sheet
- ☐ Sight-Reading Page

**Teacher Duet** (Student plays *one octave higher*.)

Moderately

RH LH

*p*

1 2

6

5 3

*cresc.*

11

*mp*

4

*mf*

2

8va (both hands)



## Peter Ilyich Tchaikovsky (1840-1893)

## Quickly

[illegible]

The musical score for 'The Rose Tree' is presented in a two-staff format. The treble staff begins with a treble clef and a key signature of one sharp (F#). The melody is written in a simple, folk-like style. The bass staff begins with a bass clef and a key signature of one sharp (F#). The accompaniment is written in a simple, folk-like style. The score is divided into four measures. The first measure contains a treble staff with a whole note G4 and a bass staff with a whole note G2. The second measure contains a treble staff with a whole note A4 and a bass staff with a whole note A2. The third measure contains a treble staff with a whole note B4 and a bass staff with a whole note B2. The fourth measure contains a treble staff with a whole note C5 and a bass staff with a whole note C2. The score is labeled with the number 6 in the top left corner.

## Quickly (in two)

Quickly (in two)

The musical score is written for a right hand (RH) and a left hand (LH) in 4/4 time. The key signature has two sharps (F# and C#). The tempo is marked 'Quickly (in two)'. The right hand part features a series of chords, with measures 5, 6, and 10 highlighted by boxes. The left hand part consists of a steady eighth-note accompaniment. The score begins with a dynamic marking of *mf*. The piece concludes with a final chord in the right hand and a double bar line.

RH

LH

*mf*

5

6

10

1

2

8va

Unit 2

# UNIT 3

## Flats



This is a **FLAT**. It looks like a squished letter *b*. When you see a flat in front of a note, play the key a **HALF STEP LOWER**.

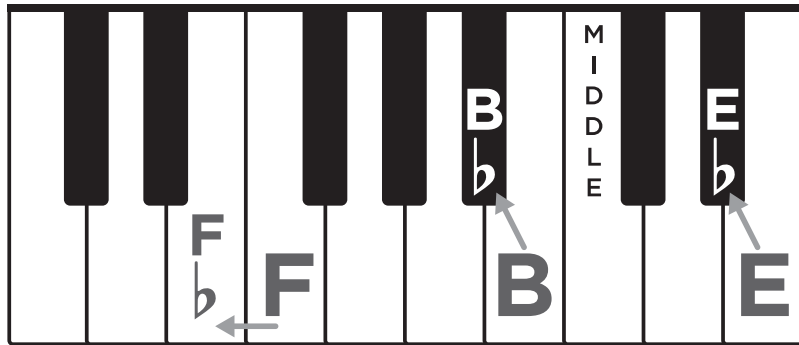
F-flat



B-flat




E-flat



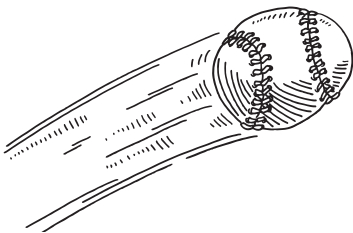
**THIS IS COOL!**

To remember that a **FLAT** is a **HALF STEP LOWER**, imagine being in a car and the tires go **FLAT**...you would sink *lower*!



Play these keys on the piano:

**D<sup>b</sup> G<sup>b</sup> C<sup>b</sup> A<sup>b</sup>**



## Take Me Out to the Ball Game

Words by Jack Norworth

Music by Albert Von Tilzer

Moderately fast



Take me out to the ball game, take me

out to the crowd. Buy me some peanuts and



A teacher duet PDF download is available online, included with the Performance Pieces for Unit 2.

## NEW NOTE!



## School of Fish

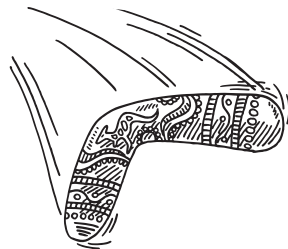
Moderately fast

*mf* We don't have a class - room. We do what we wish.

We don't stud - y math *f*'cause we're a school of fish!

1 5 1 2 3

## Boomerang




Moderately

*p* Tried to throw a boo-mer-ang... hit the ground with a bang.

Fi - nal - ly, I got the knack, and it flew right back! *f*

1 2 3



# In the Hall of the Mountain King

Edvard Grieg (1843–1907)

Quickly

1

*p*

4 2 4 2

1 5

(stretch)

5

1 1 2 5 4 1 2 4

1 5 3

9

*mp*

1 2 3 5 2 4 2

1

13

1 5 2 4

The musical score is for the piece 'In the Hall of the Mountain King' by Edvard Grieg, arranged for piano. It is in 4/4 time and marked 'Quickly'. The score is divided into four systems, each with a measure number in a box (1, 5, 9, 13). Fingerings are indicated by numbers 1-5 above notes. Dynamics include piano (*p*) and mezzo-piano (*mp*). A '(stretch)' instruction is placed above the fifth measure. The bass line consists of sustained chords in the left hand. The right hand features a series of eighth-note patterns that build in intensity and complexity.